

Luminaire

Code M325200
Name EVERY 150 CA TRLS FI LED 2700K 2X16°NO

Measurerm.

Code FTS2400291.
Name EVERY 150 CA TRLS FI LED 2700K 2X16°NO

Luminaire Flux	2074 lm	Luminaire Power	20.0 W	Efficacy	103.700 lm/W	Efficiency	100.00%
Source Flux	2074 lm	Maximum value	2829.91 cd/klm	Position	C=0.00 G=0.00	CG	Rotosymmetrical
Rectangular Luminaire		Length	136 mm	Width	136 mm	Height	138 mm
Rectangular Luminous Area		Length	121 mm	Width	121 mm	Height	0 mm
Horizontal Luminous Area		0.014641 m2		Emitting area on Plane 180°		0.000000 m2	
Emitting area on Plane 0°		0.000000 m2		Emitting area on Plane 270°		0.000000 m2	
Emitting area on Plane 90°		0.000000 m2		Glare area at 76°		0.003542 m2	
Coordinate system		CG		Symmetry Type		Rotosymmetrical	
Date		06-06-2024		Maximum Gamma Angle		180	
Measurement Distance		0.00		Measurement Flux		2074 lm	

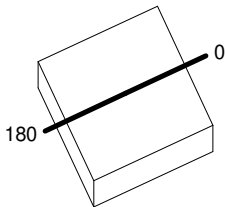
LED Flux=2979lm LED Power=20W Eff=70% EfcLed=149lm/W EfcLum=104lm/W CCT=2700K Ra=90 R9=50 SDCM=3 L70(9k)=50000h

C.I.E. 97 100 100 100 100
F UTE 1.00 A

D DIN 5040
B NBN

A60
BZ 1

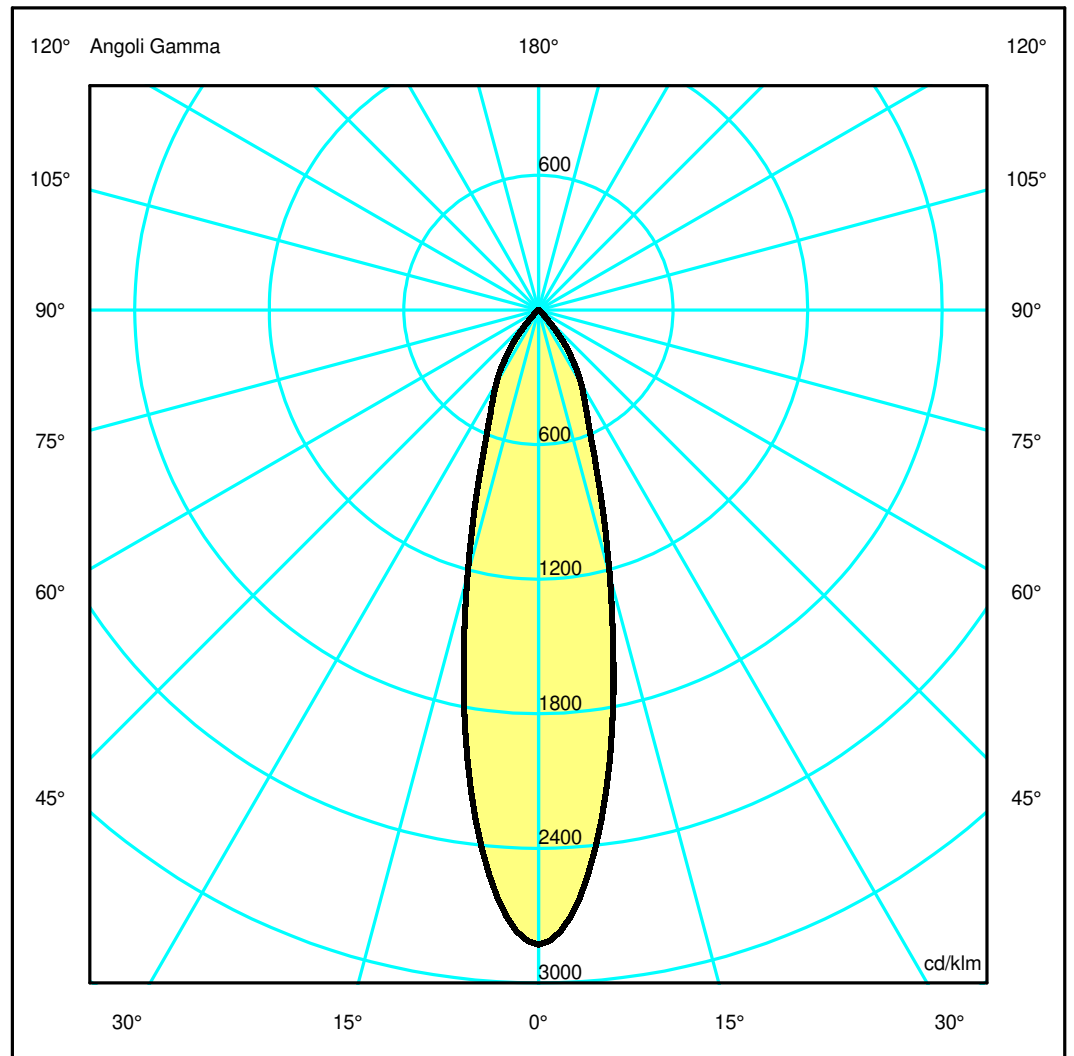
136mm x 136mm



Semipiani C

180.0 ——— 0.0

ULOR 0.00 %
DLOR100.00 %
RN 0.00 %



Luminaire

Code M325200
Name EVERY 150 CA TRLS FI LED 2700K 2X16°NO

Measurem.

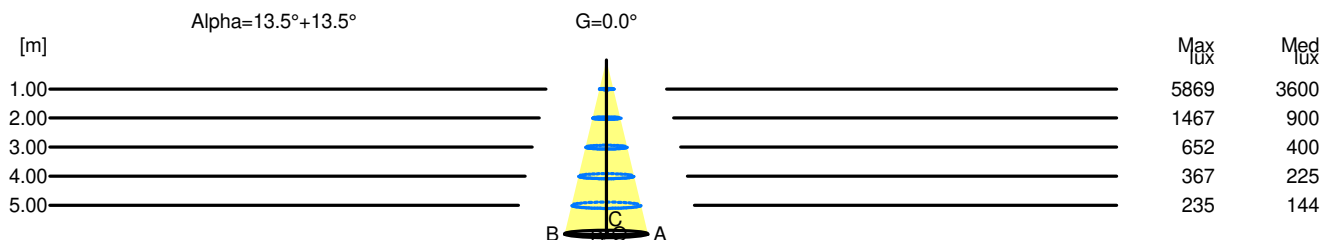
Code FTS2400291.
Name EVERY 150 CA TRLS FI LED 2700K 2X16°NO

Luminaire Flux	2074 lm	Luminaire Power	20.0 W	Efficacy	103.700 lm/W	Efficiency	100.00%
Source Flux	2074 lm	Maximum value	2829.91 cd/klm	Position	C=0.00 G=0.00	CG	Rotosymmetrical
Rectangular Luminaire		Length	136 mm	Width	136 mm	Height	138 mm
Rectangular Luminous Area		Length	121 mm	Width	121 mm	Height	0 mm
Horizontal Luminous Area		0.014641 m2		Emitting area on Plane 180°		0.000000 m2	
Emitting area on Plane 0°		0.000000 m2		Emitting area on Plane 270°		0.000000 m2	
Emitting area on Plane 90°		0.000000 m2		Glare area at 76°		0.003542 m2	
Coordinate system		CG		Symmetry Type		Rotosymmetrical	
Date		06-06-2024		Maximum Gamma Angle		180	
Measurement Distance		0.00		Measurement Flux		2074 lm	
LED Flux=2979lm LED Power=20W Eff=70% EfcLed=149lm/W EfcLum=104lm/W CCT=2700K Ra=90 R9=50 SDCM=3 L70(9k)=50000h							
C.I.E.	97 100 100 100 100			D DIN 5040	A60		
F UTE	1.00 A			B NBN	BZ 1		

Width at 50.00 % of Max Intensity

H[m]	1.00	2.00	3.00	4.00	5.00	H[m]	1.00	2.00	3.00	4.00	5.00
OA	0.24	0.48	0.72	0.96	1.20	OC	0.24	0.48	0.72	0.96	1.20
OB	0.24	0.48	0.72	0.96	1.20	OD	0.24	0.48	0.72	0.96	1.20

	Luminous Intensities [cd/klm]									
	0	5	15	25	35	45	55	65	75	85
OA	5869.24	5243.06	2544.20	1053.88	518.95	83.54	11.69	1.93	1.12	0.61
OB	5869.24	5243.06	2544.20	1053.88	518.95	83.54	11.69	1.93	1.12	0.61
OC	5869.24	5243.06	2544.20	1053.88	518.95	83.54	11.69	1.93	1.12	0.61
OD	5869.24	5243.06	2544.20	1053.88	518.95	83.54	11.69	1.93	1.12	0.61



H[m]	D[m]	Max lux	Med lux	Alpha=13.5°+13.5°	G=0.0
1.00	0.48	5869	3600		
2.00	0.96	1467	900		
3.00	1.44	652	400		
4.00	1.91	367	225		
5.00	2.39	235	144		