

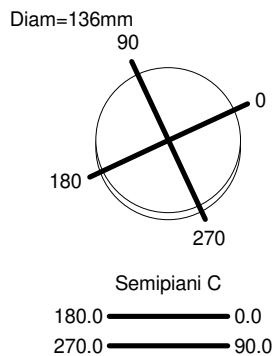
## Luminaire

Code M324005\_30°  
Name EVERY 150 RD TRLS OR LED 2700K 2X16°NO\_30°

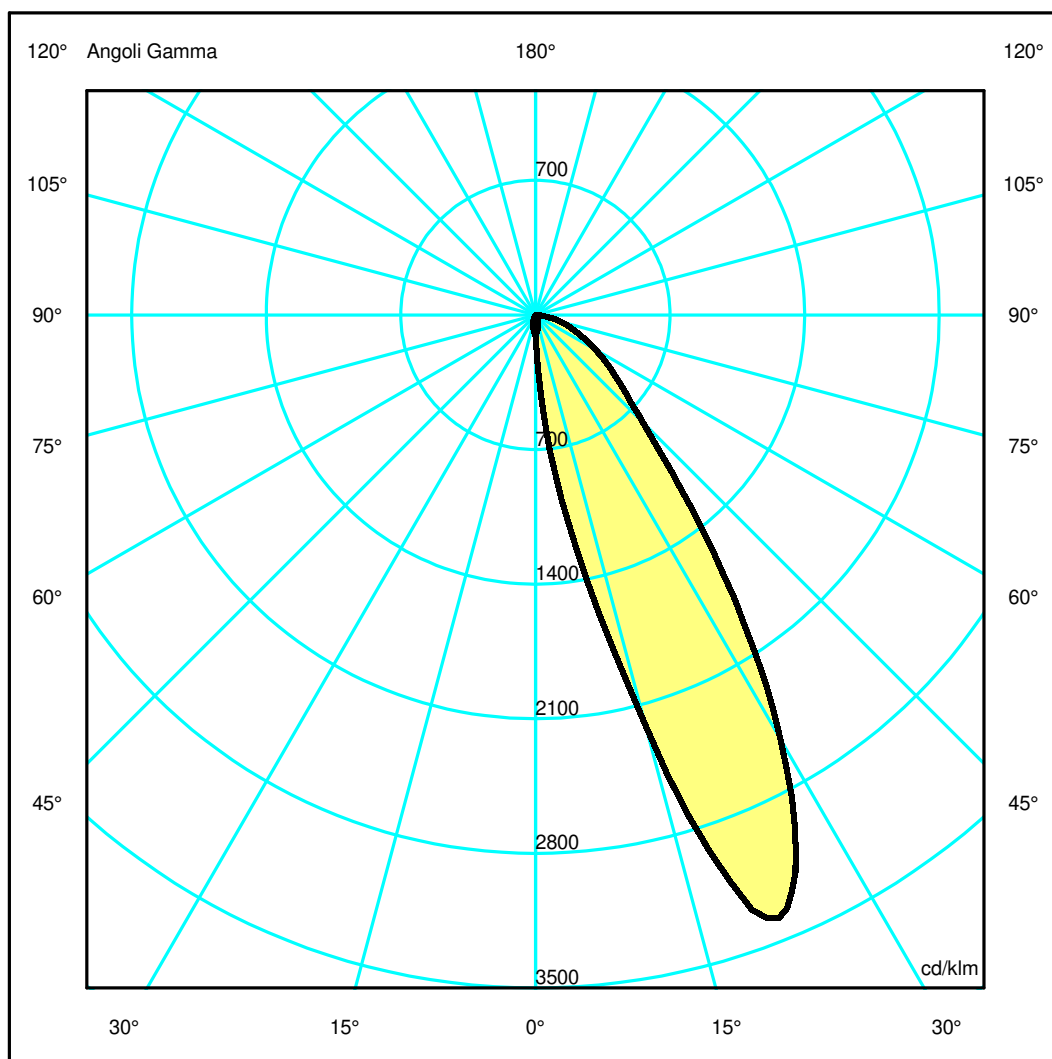
## Measurement

Code FTS2400297.  
Name EVERY 150 RD TRLS OR LED 2700K 2X16°NO\_30°

Luminaire Flux	1749 lm	Luminaire Power	20.0 W	Efficacy	87.450 lm/W	Efficiency	100.00%
Source Flux	1749 lm	Maximum value	3379.98 cd/klm	Position	C=0.00 G=22.00	CG	Sym. on planes 0-180
Round Luminaire		Diam.	136 mm	Height	138 mm		
Round Luminous Area		Diam.	121 mm	Height	0 mm		
Horizontal Luminous Area			0.011499 m2	Emitting area on Plane 180°			0.000000 m2
Emitting area on Plane 0°			0.000000 m2	Emitting area on Plane 270°			0.000000 m2
Emitting area on Plane 90°			0.000000 m2	Glare area at 76°			0.002782 m2
Coordinate system		CG		Symmetry Type		Sym. on planes 0-180	
Date		06-06-2024		Maximum Gamma Angle		180	
Measurement Distance		0.00		Measurement Flux		1749 lm	
LED Flux=2979lm LED Power=20W Eff=59% EfcLed=149lm/W EfcLum=87lm/W CCT=2700K Ra=90 R9=50 SDCM=3 L70(9k)=50000h							
C.I.E.	71 92 99 100 100			D DIN 5040	A60		
F UTE	1.00 B			B NBN	BZ 2		



ULOR 0.25 %  
DLOR 99.75 %  
RN 0.25 %



## Luminaire

Code M324005\_30°  
Name EVERY 150 RD TRLS OR LED 2700K 2X16°NO\_30°

## Measurerm.

Code FTS2400297.  
Name EVERY 150 RD TRLS OR LED 2700K 2X16°NO\_30°

Luminaire Flux	1749 lm	Luminaire Power	20.0 W	Efficacy	87.450 lm/W	Efficiency	100.00%
Source Flux	1749 lm	Maximum value	3379.98 cd/klm	Position	C=0.00 G=22.00	CG	Sym. on planes 0-180
Round Luminaire		Diam.	136 mm	Height	138 mm		
Round Luminous Area		Diam.	121 mm	Height	0 mm		
Horizontal Luminous Area		0.011499 m2		Emitting area on Plane 180°		0.000000 m2	
Emitting area on Plane 0°		0.000000 m2		Emitting area on Plane 270°		0.000000 m2	
Emitting area on Plane 90°		0.000000 m2		Glare area at 76°		0.002782 m2	
Coordinate system		CG		Symmetry Type		Sym. on planes 0-180	
Date		06-06-2024		Maximum Gamma Angle		180	
Measurement Distance		0.00		Measurement Flux		1749 lm	

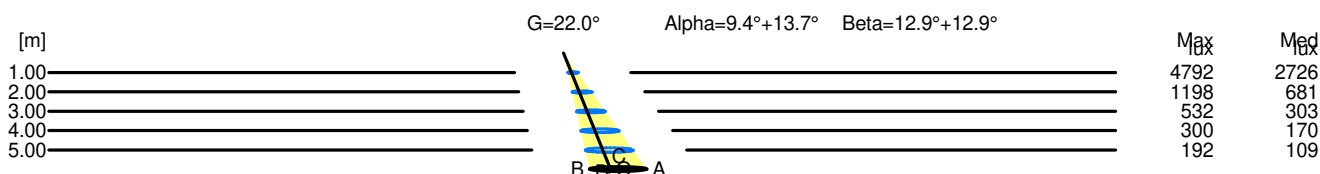
LED Flux=2979lm LED Power=20W Eff=59% EfcLed=149lm/W EfcLum=87lm/W CCT=2700K Ra=90 R9=50 SDCM=3 L70(9k)=50000h

C.I.E.	71 92 99 100 100	D DIN 5040	A60
F UTE	1.00 B	B NBN	BZ 2

### Width at 50.00 % of Max Intensity

H[m]	1.00	2.00	3.00	4.00	5.00	H[m]	1.00	2.00	3.00	4.00	5.00
OA	0.32	0.63	0.95	1.26	1.58	OC	0.25	0.49	0.74	0.99	1.23
OB	0.18	0.36	0.54	0.72	0.90	OD	0.25	0.49	0.74	0.99	1.23

	Luminous Intensities [ cd/klm]									
	0	5	15	25	35	45	55	65	75	85
OA	191.70	973.54	3868.39	5591.63	3159.99	1379.95	813.28	472.17	243.46	54.85
OB	191.70	67.38	2.96	0.52	0.36	0.33	0.34	0.00	0.00	0.00
OC	191.70	153.65	87.36	36.09	12.36	1.75	0.81	0.56	0.44	0.35
OD	191.70	153.65	87.36	36.09	12.36	1.75	0.81	0.56	0.44	0.35



H[m]	D[m]	Max lux	Med lux	Alpha=9.4°+13.7°	G=22.0
1.00	0.50	4792	2726		
2.00	0.99	1198	681		
3.00	1.49	532	303		
4.00	1.99	300	170		
5.00	2.48	192	109		

H[m]	D[m]	Max lux	Med lux	Beta=12.9°+12.9°	G=0.0
1.00	0.49	4792	2726		
2.00	0.99	1198	681		
3.00	1.48	532	303		
4.00	1.97	300	170		
5.00	2.46	192	109		