

## Luminaire

Code 0762W30A+0780010A  
 Name TOLOMEO MEGA LED BODY BLK DIMM/CABLE + TOLOMEO MEGA DIFF.PERG.320- 2700K

## Measurement

Code FTS1701372  
 Name TOLOMEO MEGA LED BODY BLK DIMM/CABLE + TOLOMEO MEGA DIFF.PERG.320- 2700K

Luminaire Flux	1867.91 lm	Luminaire Power	31.00 W	Efficacy	60.26 lm/W	Efficiency	100.00%
Sources Flux	1867.91 lm	Maximum value	436.82 cd/klm	Position	C=0.00 G=0.00	CG	Rotosymmetrical
Round Luminaire		Diam.	320 mm	Height	220 mm		
Round Luminous Area		Diam.	320 mm	Height	220 mm		
Horizontal Luminous Area		0.080425 m <sup>2</sup>		Emitting area on Plane 180°		0.070400 m <sup>2</sup>	
Emitting area on Plane 0°		0.070400 m <sup>2</sup>		Emitting area on Plane 270°		0.070400 m <sup>2</sup>	
Emitting area on Plane 90°		0.070400 m <sup>2</sup>		Glare area at 76°		0.087765 m <sup>2</sup>	
Coordinate system		CG		Symmetry Type		Rotosymmetrical	
Date		21-09-2016		Maximum Gamma Angle		180	
Measurement Distance		0.00		Measurement Flux		1867.91 lm	

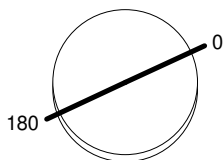
LED Flux=2722,9lm LED Power=25,6W Eff=69% EfcLed=106lm/W EfcLum=60lm/W Ra=90 SDCM=2 L70(6K)=50000h

C.I.E. 67 86 94 84 100  
 F UTE 0.84 C + 0.16 T

D DIN 5040  
 B NBN

B51  
 BZ 2 / 0.6 / BZ 3 / 4 / BZ 4

Diam=320mm



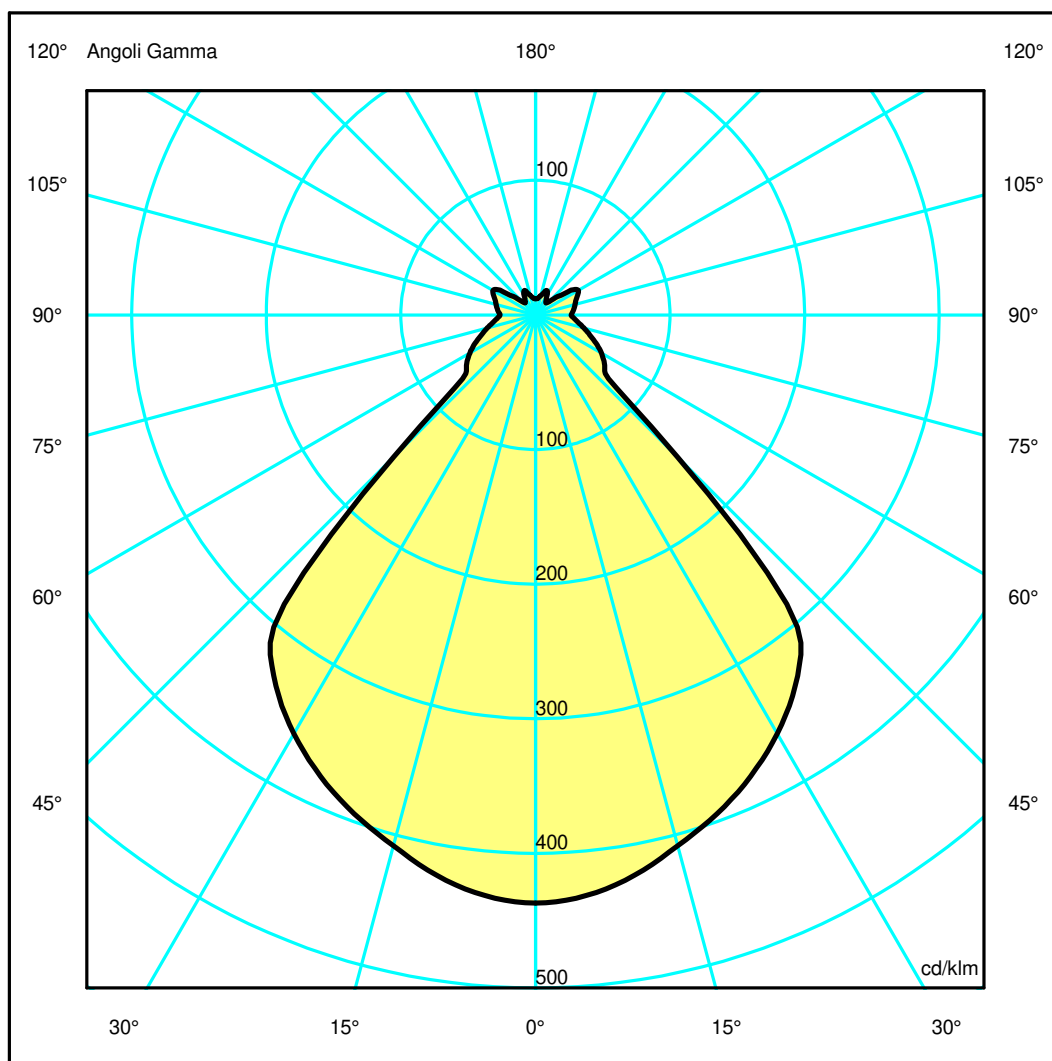
Semipiani C

180.0 ——— 0.0

ULOR 15.89 %

DLOR 84.11 %

RN 15.89 %



## Luminaire

Code 0762W30A+0780010A  
 Name TOLOMEO MEGA LED BODY BLK DIMM/CABLE + TOLOMEO MEGA DIFF.PERG.320- 2700K

## Measurement

Code FTS1701372  
 Name TOLOMEO MEGA LED BODY BLK DIMM/CABLE + TOLOMEO MEGA DIFF.PERG.320- 2700K

Luminaire Flux	1867.91 lm	Luminaire Power	31.00 W	Efficacy	60.26 lm/W	Efficiency	100.00%
Sources Flux	1867.91 lm	Maximum value	436.82 cd/klm	Position	C=0.00 G=0.00	CG	Rotosymmetrical
Round Luminaire		Diam.	320 mm	Height	220 mm		
Round Luminous Area		Diam.	320 mm	Height	220 mm		
Horizontal Luminous Area		0.080425 m <sup>2</sup>		Emitting area on Plane 180°		0.070400 m <sup>2</sup>	
Emitting area on Plane 0°		0.070400 m <sup>2</sup>		Emitting area on Plane 270°		0.070400 m <sup>2</sup>	
Emitting area on Plane 90°		0.070400 m <sup>2</sup>		Glare area at 76°		0.087765 m <sup>2</sup>	
Coordinate system		CG		Symmetry Type		Rotosymmetrical	
Date		21-09-2016		Maximum Gamma Angle		180	
Measurement Distance		0.00		Measurement Flux		1867.91 lm	

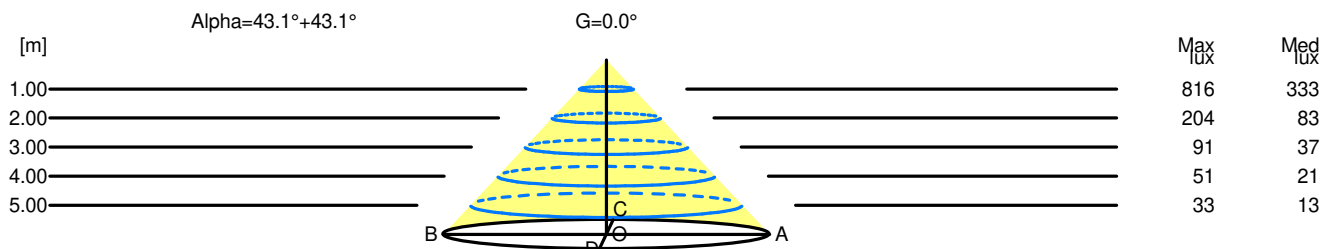
LED Flux=2722,9lm LED Power=25,6W Eff=69% EfcLed=106lm/W EfcLum=60lm/W Ra=90 SDCM=2 L70(6K)=50000h

C.I.E.	67 86 94 84 100	D DIN 5040	B51
F UTE	0.84 C + 0.16 T	B NBN	BZ 2 / 0.6 / BZ 3 / 4 / BZ 4

Width at 50.00 % of Max Intensity

H[m]	1.00	2.00	3.00	4.00	5.00	H[m]	1.00	2.00	3.00	4.00	5.00
OA	0.94	1.87	2.81	3.74	4.68	OC	0.94	1.87	2.81	3.74	4.68
OB	0.94	1.87	2.81	3.74	4.68	OD	0.94	1.87	2.81	3.74	4.68

	Luminous Intensities [ cd/klm ]									
	0	5	15	25	35	45	55	65	75	85
OA	815.94	808.61	762.38	706.40	628.31	278.50	116.55	92.60	69.28	53.75
OB	815.94	808.61	762.38	706.40	628.31	278.50	116.55	92.60	69.28	53.75
OC	815.94	808.61	762.38	706.40	628.31	278.50	116.55	92.60	69.28	53.75
OD	815.94	808.61	762.38	706.40	628.31	278.50	116.55	92.60	69.28	53.75



H[m]	D[m]	Max lux	Med lux	Alpha=43.1°+43.1°	G=0.0
1.00	1.87	816	333		
2.00	3.74	204	83		
3.00	5.62	91	37		
4.00	7.49	51	21		
5.00	9.36	33	13		