

Luminaire

Code DX0060M10

Name ITKA 20 W/C

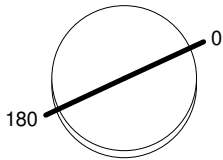
Measurement

Code FTS1603779

Name ITKA 20 W/C

Luminaire Flux	351 lm	Luminaire Power	5.5 W	Efficacy	63.791 lm/W	Efficiency	70.17%
Source Flux	500 lm	Maximum value	163.34 cd/klm	Position	C=0.00 G=5.00	CG	Rotosymmetrical
Round Luminaire		Diam.	200 mm	Height	86 mm		
Round Luminous Area		Diam.	200 mm	Height	86 mm		
Horizontal Luminous Area		0.031416 m ²		Emitting area on Plane 180°		0.017200 m ²	
Emitting area on Plane 0°		0.017200 m ²		Emitting area on Plane 270°		0.017200 m ²	
Emitting area on Plane 90°		0.017200 m ²		Glare area at 76°		0.024289 m ²	
Coordinate system		CG		Symmetry Type		Rotosymmetrical	
Date		16-12-2021		Maximum Gamma Angle		180	
Measurement Distance		0.00		Measurement Flux		500 lm	
Lamping=LED 1x5.5W (Gx53) CCT=2700K CRI=80							
C.I.E.	40 69 89 81 70			D DIN 5040	B21		
F UTE	0.57 G + 0.13 T			B NBN	BZ 5 / 4 / BZ 6		

Diam=200mm



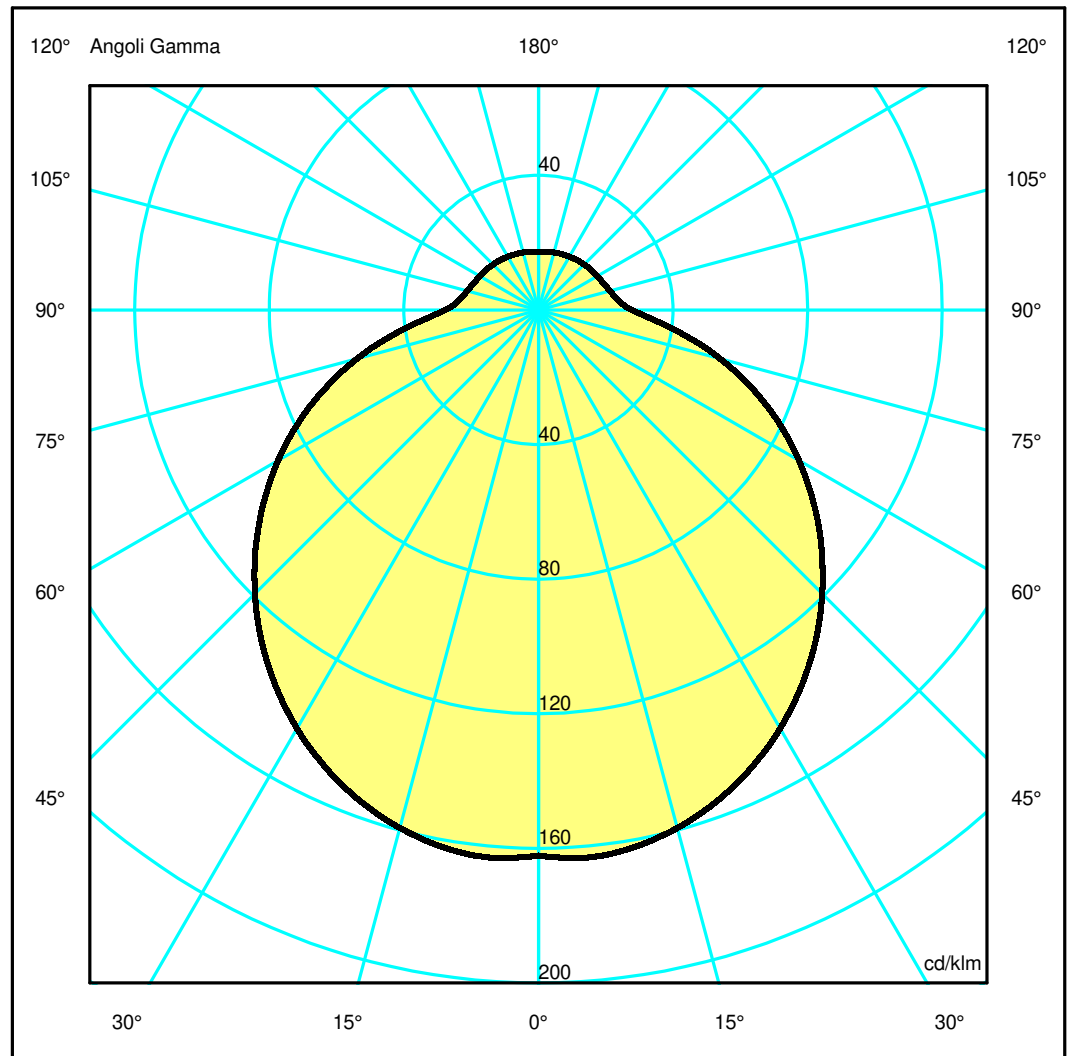
Semipiani C

180.0 ——— 0.0

ULOR 13.02 %

DLOR 57.15 %

RN 18.56 %



Luminaire

Code DX0060M10
Name ITKA 20 W/C

Measurment

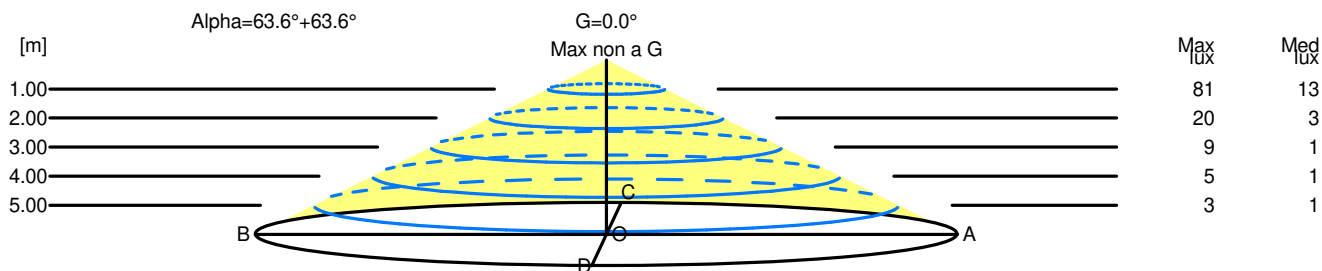
Code FTS1603779
Name ITKA 20 W/C

Luminaire Flux	351 lm	Luminaire Power	5.5 W	Efficacy	63.791 lm/W	Efficiency	70.17%
Source Flux	500 lm	Maximum value	163.34 cd/klm	Position	C=0.00 G=5.00	CG	Rotosymmetrical
Round Luminaire		Diam.	200 mm	Height	86 mm		
Round Luminous Area		Diam.	200 mm	Height	86 mm		
Horizontal Luminous Area		0.031416 m ²		Emitting area on Plane 180°		0.017200 m ²	
Emitting area on Plane 0°		0.017200 m ²		Emitting area on Plane 270°		0.017200 m ²	
Emitting area on Plane 90°		0.017200 m ²		Glare area at 76°		0.024289 m ²	
Coordinate system		CG		Symmetry Type		Rotosymmetrical	
Date		16-12-2021		Maximum Gamma Angle		180	
Measurement Distance		0.00		Measurement Flux		500 lm	
Lamping=LED 1x5.5W (Gx53) CCT=2700K CRI=80							
C.I.E.	40 69 89 81 70			D DIN 5040	B21		
F UTE	0.57 G + 0.13 T			B NBN	BZ 5 / 4 / BZ 6		

Width at 50.00 % of Max Intensity

H[m]	1.00	2.00	3.00	4.00	5.00	H[m]	1.00	2.00	3.00	4.00	5.00
OA	2.01	4.03	6.04	8.05	10.07	OC	2.01	4.03	6.04	8.05	10.07
OB	2.01	4.03	6.04	8.05	10.07	OD	2.01	4.03	6.04	8.05	10.07

	Luminous Intensities [cd/klm]									
	0	5	15	25	35	45	55	65	75	85
OA	81.06	81.67	79.67	74.97	68.14	59.62	49.88	39.28	27.94	17.29
OB	81.06	81.67	79.67	74.97	68.14	59.62	49.88	39.28	27.94	17.29
OC	81.06	81.67	79.67	74.97	68.14	59.62	49.88	39.28	27.94	17.29
OD	81.06	81.67	79.67	74.97	68.14	59.62	49.88	39.28	27.94	17.29



H[m]	D[m]	Max lux	Med lux	Alpha=63.6°+63.6°	G=0.0 Max non a G
1.00	4.03	81	13		
2.00	8.05	20	3		
3.00	12.08	9	1		
4.00	16.11	5	1		
5.00	20.13	3	1		