

Luminaire

Code A0056W00
Name TOLOMEO TAV.MINI LED CORPO LAMP.ALL. 2700K

Measurement

Code FTS2300078
Name TOLOMEO TAV.MINI LED CORPO LAMP.ALL. 2700K

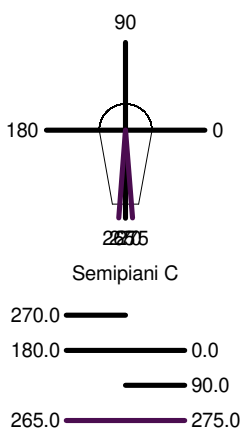
Luminaire Flux	737 lm	Luminaire Power	8.0 W	Efficacy	92.075 lm/W	Efficiency	100.00%
Source Flux	737 lm	Maximum value	557.50 cd/klm	Position	C=275.00 G=1.00	CG Sym. on planes 270-90	
Round Luminaire		Diam.	147 mm	Height	90 mm		
Round Luminous Area		Diam.	90 mm	Height	0 mm		
Horizontal Luminous Area		0.006362 m2		Emitting area on Plane 180°	0.000000 m2		
Emitting area on Plane 0°		0.000000 m2		Emitting area on Plane 270°	0.000000 m2		
Emitting area on Plane 90°		0.000000 m2		Glare area at 76°	0.001539 m2		
Coordinate system		CG Roads		Symmetry Type	Sym. on planes 270-90		
Date		12-05-2022		Maximum Gamma Angle	180		
Measurement Distance		0.00		Measurement Flux	737 lm		

LED Flux=1005lm LED Power=5.5W Eff=73% EfcLed=183lm/W EfcLum=92lm/W CCT=2700K Ra=90 R9=50 SDCM=3 L70(10K)=60000h

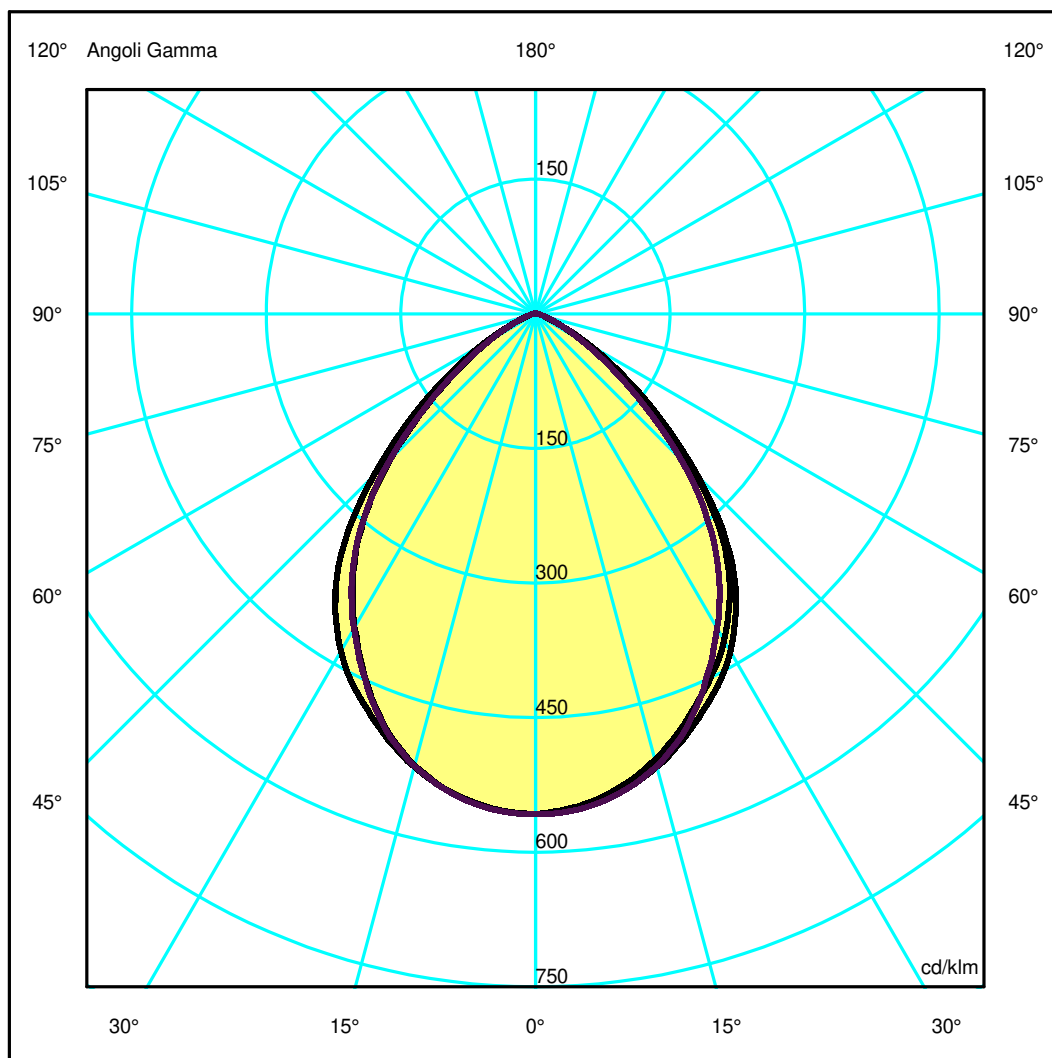
C.I.E. 68 95 99 100 100

D DIN 5040

A50



ULOR 0.31 %
DLOR 99.69 %
RN 0.31 %



Luminaire

Code A0056W00
Name TOLOMEO TAV.MINI LED CORPO LAMP.ALL. 2700K

Measurement

Code FTS2300078
Name TOLOMEO TAV.MINI LED CORPO LAMP.ALL. 2700K

Luminaire Flux	737 lm	Luminaire Power	8.0 W	Efficacy	92.075 lm/W	Efficiency	100.00%
Source Flux	737 lm	Maximum value	557.50 cd/klm	Position	C=275.00 G=1.00	CG	Sym. on planes 270-90
Round Luminaire		Diam.	147 mm	Height	90 mm		
Round Luminous Area		Diam.	90 mm	Height	0 mm		
Horizontal Luminous Area			0.006362 m2	Emitting area on Plane 180°			0.000000 m2
Emitting area on Plane 0°			0.000000 m2	Emitting area on Plane 270°			0.000000 m2
Emitting area on Plane 90°			0.000000 m2	Glare area at 76°			0.001539 m2
Coordinate system		CG Roads		Symmetry Type		Sym. on planes 270-90	
Date		12-05-2022		Maximum Gamma Angle		180	
Measurement Distance		0.00		Measurement Flux		737 lm	

LED Flux=1005lm LED Power=5.5W Eff=73% EfcLed=183lm/W EfcLum=92lm/W CCT=2700K Ra=90 R9=50 SDCM=3 L70(10K)=60000h

C.I.E. 68 95 99 100 100

D DIN 5040

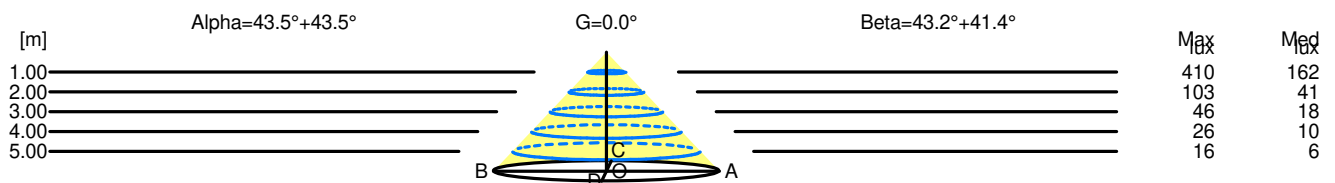
A50

Width at 50.00 % of Max Intensity

H[m]	1.00	2.00	3.00	4.00	5.00	H[m]	1.00	2.00	3.00	4.00	5.00
OA	0.95	1.90	2.85	3.80	4.75	OC	0.94	1.88	2.82	3.76	4.70
OB	0.95	1.90	2.85	3.80	4.75	OD	0.88	1.77	2.65	3.53	4.41

Luminous Intensities [cd/klm]

	0	5	15	25	35	45	55	65	75	85
OA	410.41	407.50	384.66	344.67	286.54	188.45	87.25	25.92	7.35	3.43
OB	410.41	407.50	384.66	344.67	286.54	188.45	87.25	25.92	7.35	3.43
OC	410.41	405.59	378.95	334.92	278.00	183.92	77.67	24.10	7.48	3.09
OD	410.41	407.93	384.06	330.54	262.11	168.21	72.84	24.10	7.67	3.00



H[m]	D[m]	Max lux	Med lux	Alpha=43.5°+43.5°	G=0.0
1.00	1.90	410	162		
2.00	3.80	103	41		
3.00	5.70	46	18		
4.00	7.60	26	10		
5.00	9.50	16	6		

H[m]	D[m]	Max lux	Med lux	Beta=41.4°+43.2°	G=0.0
1.00	1.82	410	162		
2.00	3.65	103	41		
3.00	5.47	46	18		
4.00	7.29	26	10		
5.00	9.12	16	6		