

Luminaire

Code A0435W00
 Name TOLOMEO MICRO LED FARETTO ON/OFF 2700K

Measurerm.

Code FTS1701357
 Name TOLOMEO MICRO LED FARETTO ON/OFF 2700K

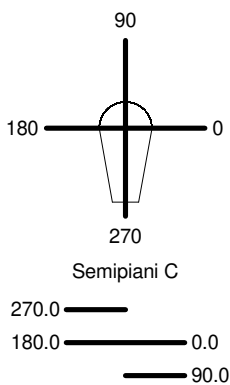
Luminaire Flux	620 lm	Luminaire Power	6.0 W	Efficacy	103.407 lm/W	Efficiency	100.00%
Source Flux	620 lm	Maximum value	586.10 cd/klm	Position	C=270.00 G=1.00	CG	Sym. on planes 270-90
Round Luminaire		Diam.	110 mm	Height	67 mm		
Round Luminous Area		Diam.	65 mm	Height	0 mm		
Horizontal Luminous Area			0.003318 m2	Emitting area on Plane 180°			0.000000 m2
Emitting area on Plane 0°			0.000000 m2	Emitting area on Plane 270°			0.000000 m2
Emitting area on Plane 90°			0.000000 m2	Glare area at 76°			0.000803 m2
Coordinate system		CG Roads		Symmetry Type		Sym. on planes 270-90	
Date		13-05-2022		Maximum Gamma Angle		180	
Measurement Distance		0.00		Measurement Flux		620 lm	

LED Flux=871lm LED Power=4.8W Eff=71% EfcLed=181lm/W EfcLum=103lm/W CCT=2700K Ra=90 R9=50 SDCM=3 L70(10K)=60000h

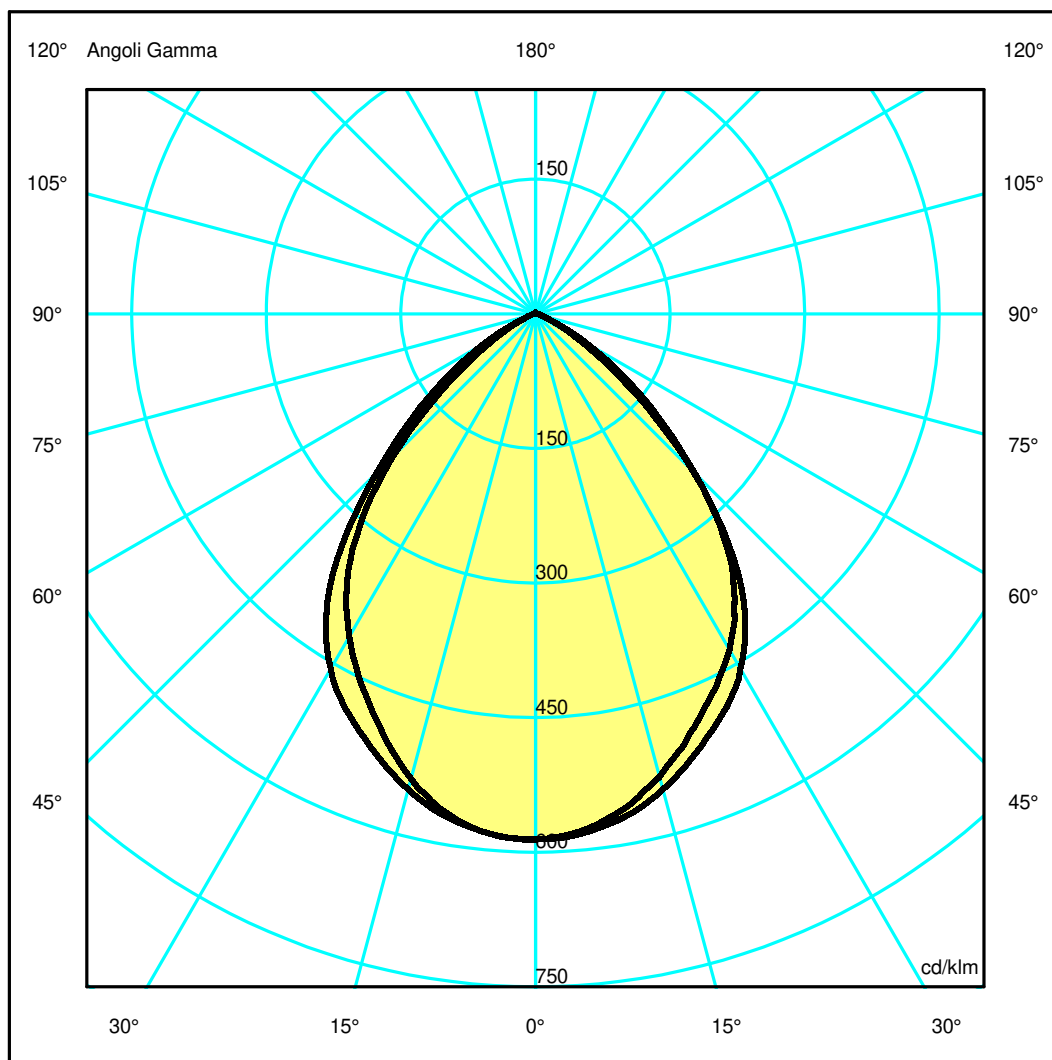
C.I.E. 70 96 99 100 100

D DIN 5040

A50



ULOR 0.34 %
 DLOR 99.66 %
 RN 0.34 %



Luminaire

Code A0435W00
Name TOLOMEO MICRO LED FARETTO ON/OFF 2700K

Measur.

Code FTS1701357
Name TOLOMEO MICRO LED FARETTO ON/OFF 2700K

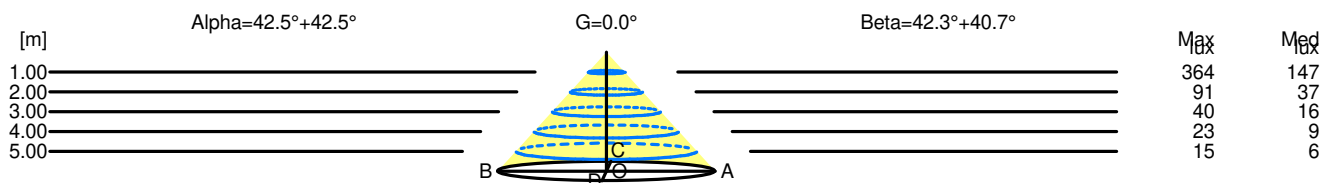
Luminaire Flux	620 lm	Luminaire Power	6.0 W	Efficacy	103.407 lm/W	Efficiency	100.00%
Source Flux	620 lm	Maximum value	586.10 cd/klm	Position	C=270.00 G=1.00	CG Sym. on planes 270-90	
Round Luminaire		Diam.	110 mm	Height	67 mm		
Round Luminous Area		Diam.	65 mm	Height	0 mm		
Horizontal Luminous Area		0.003318 m2		Emitting area on Plane 180°		0.000000 m2	
Emitting area on Plane 0°		0.000000 m2		Emitting area on Plane 270°		0.000000 m2	
Emitting area on Plane 90°		0.000000 m2		Glare area at 76°		0.000803 m2	
Coordinate system		CG Roads		Symmetry Type		Sym. on planes 270-90	
Date		13-05-2022		Maximum Gamma Angle		180	
Measurement Distance		0.00		Measurement Flux		620 lm	
LED Flux=871lm LED Power=4.8W Eff=71% EfcLed=181lm/W EfcLum=103lm/W CCT=2700K Ra=90 R9=50 SDCM=3 L70(10K)=60000h							
C.I.E.	70 96 99 100 100			D DIN 5040		A50	

Width at 50.00 % of Max Intensity

H[m]	1.00	2.00	3.00	4.00	5.00	H[m]	1.00	2.00	3.00	4.00	5.00
OA	0.91	1.83	2.74	3.66	4.57	OC	0.91	1.82	2.73	3.64	4.55
OB	0.91	1.83	2.74	3.66	4.57	OD	0.86	1.72	2.58	3.44	4.30

Luminous Intensities [cd/klm]

	0	5	15	25	35	45	55	65	75	85
OA	363.49	360.88	340.31	305.51	252.15	155.56	72.04	18.67	4.24	2.32
OB	363.49	360.88	340.31	305.51	252.15	155.56	72.04	18.67	4.24	2.32
OC	363.49	358.92	331.34	289.35	239.92	153.94	59.58	16.38	4.64	2.28
OD	363.49	360.87	332.68	283.97	227.40	139.84	53.08	13.56	3.81	1.77



H[m]	D[m]	Max lux	Med lux	Alpha=42.5°+42.5°	G=0.0
1.00	1.83	364	147		
2.00	3.66	91	37		
3.00	5.49	40	16		
4.00	7.32	23	9		
5.00	9.15	15	6		

H[m]	D[m]	Max lux	Med lux	Beta=40.7°+42.3°	G=0.0
1.00	1.77	364	147		
2.00	3.54	91	37		
3.00	5.31	40	16		
4.00	7.08	23	9		
5.00	8.85	15	6		