

Luminaire

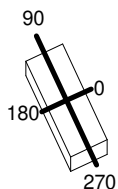
Code T082720
Name CUNEO LED 3000K grigio antracite

Measurement

Code FTS1503550-A
Name CUNEO LED 3000K grigio antracite

Luminaire Flux	1022 lm	Luminaire Power	15.0 W	Efficacy	68.111 lm/W	Efficiency	100.00%
Source Flux	1022 lm	Maximum value	2685.42 cd/klm	Position	C=0.00 G=0.00	CG	Double Symmetrical
Rectangular Luminaire		Length	170 mm	Width	65 mm	Height	200 mm
Rectangular Luminous Area		Length	160 mm	Width	55 mm	Height	0 mm
Horizontal Luminous Area		0.008800 m2		Emitting area on Plane 180°		0.000000 m2	
Emitting area on Plane 0°		0.000000 m2		Emitting area on Plane 270°		0.000000 m2	
Emitting area on Plane 90°		0.000000 m2		Glare area at 76°		0.002129 m2	
Coordinate system		CG		Symmetry Type		Double Symmetrical	
Date		30-06-2021		Maximum Gamma Angle		180	
Measurement Distance		0.00		Measurement Flux		1022 lm	
LED Flux=1588lm LED Power=12W Eff=64% EfcLed=134lm/W EfcLum=68lm/W CCT=3000K Ra=80 SDCM=3 L70(6K)=36000							
C.I.E.	93 99 100 100 100			D DIN 5040	A60		
F UTE	1.00 A			B NBN	BZ 1		

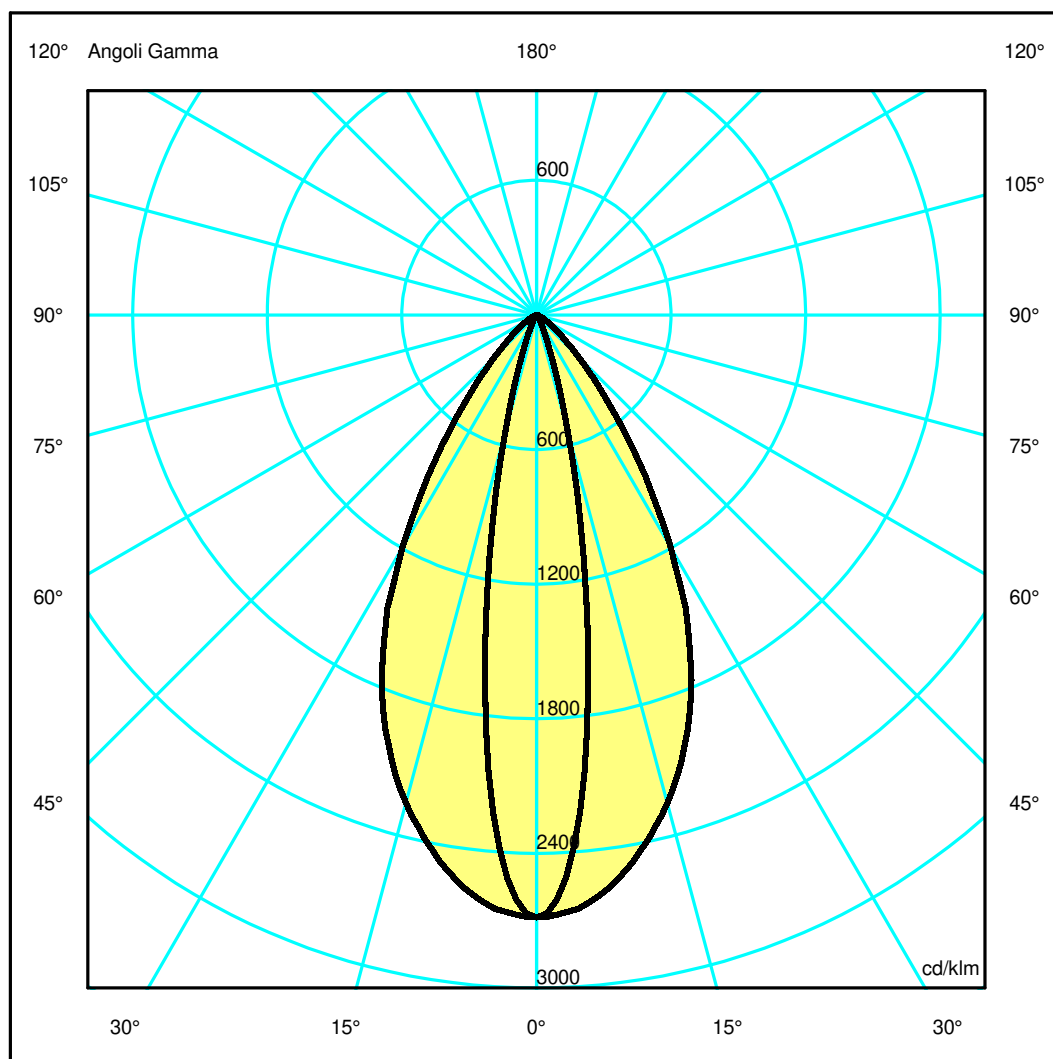
170mm x 65mm



Semipiani C

180.0 — 0.0
270.0 — 90.0

ULOR 0.00 %
DLOR 100.00 %
RN 0.00 %



Luminaire

Code T082720
Name CUNEO LED 3000K grigio antracite

Measurerm.

Code FTS1503550-A
Name CUNEO LED 3000K grigio antracite

Luminaire Flux	1022 lm	Luminaire Power	15.0 W	Efficacy	68.111 lm/W	Efficiency	100.00%
Source Flux	1022 lm	Maximum value	2685.42 cd/klm	Position	C=0.00 G=0.00	CG	Double Symmetrical
Rectangular Luminaire		Length	170 mm	Width	65 mm	Height	200 mm
Rectangular Luminous Area		Length	160 mm	Width	55 mm	Height	0 mm
Horizontal Luminous Area		0.008800 m2		Emitting area on Plane 180°		0.000000 m2	
Emitting area on Plane 0°		0.000000 m2		Emitting area on Plane 270°		0.000000 m2	
Emitting area on Plane 90°		0.000000 m2		Glare area at 76°		0.002129 m2	
Coordinate system		CG		Symmetry Type		Double Symmetrical	
Date		30-06-2021		Maximum Gamma Angle		180	
Measurement Distance		0.00		Measurement Flux		1022 lm	

LED Flux=1588lm LED Power=12W Eff=64% EfcLed=134lm/W EfcLum=68lm/W CCT=3000K Ra=80 SDCM=3 L70(6K)=36000

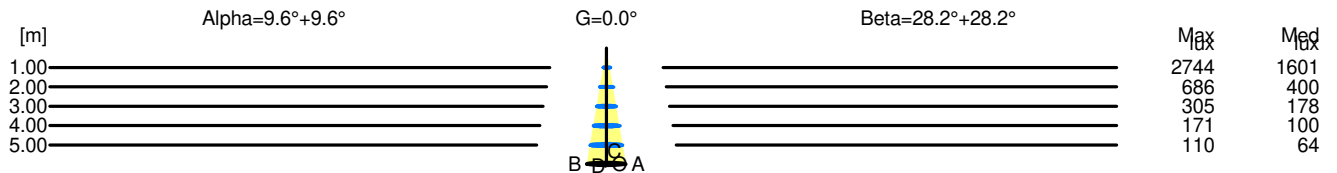
C.I.E. 93 99 100 100 100
F UTE 1.00 A

D DIN 5040
B NBN
A60
BZ 1

Width at 50.00 % of Max Intensity

H[m]	1.00	2.00	3.00	4.00	5.00	H[m]	1.00	2.00	3.00	4.00	5.00
OA	0.17	0.34	0.51	0.68	0.85	OC	0.54	1.07	1.61	2.15	2.68
OB	0.17	0.34	0.51	0.68	0.85	OD	0.54	1.07	1.61	2.15	2.68

	Luminous Intensities [cd/klm]									
	0	5	15	25	35	45	55	65	75	85
OA	2743.59	2271.90	553.80	70.71	17.75	8.74	5.92	4.15	2.47	0.77
OB	2743.59	2271.90	553.80	70.71	17.75	8.74	5.92	4.15	2.47	0.77
OC	2743.59	2688.62	2300.69	1644.42	804.44	271.48	81.57	27.59	10.23	1.81
OD	2743.59	2688.62	2300.69	1644.42	804.44	271.48	81.57	27.59	10.23	1.81



H[m]	D[m]	Max lux	Med lux	Alpha=9.6°+9.6°	G=0.0
1.00	0.34	2744	1601		
2.00	0.68	686	400		
3.00	1.02	305	178		
4.00	1.36	171	100		
5.00	1.70	110	64		

H[m]	D[m]	Max lux	Med lux	Beta=28.2°+28.2°	G=0.0
1.00	1.07	2744	1601		
2.00	2.15	686	400		
3.00	3.22	305	178		
4.00	4.30	171	100		
5.00	5.37	110	64		