

Luminaire

Code T42004NW20
Name EFFETTO 14S 4 FASCI STRETTI 3000K grigio antracite

Measurem.

Code FTS1501913
Name EFFETTO 14S 4 FASCI STRETTI 3000K grigio antracite

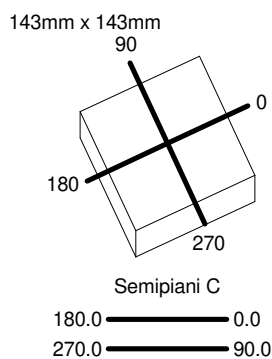
Luminaire Flux	76 lm	Luminaire Power	11.0 W	Efficacy	6.918 lm/W	Efficiency	100.00%
Source Flux	76 lm	Maximum value	8088.11 cd/klm	Position	C=0.00 G=7.00	CG	Asymmetrical
Rectangular Luminaire		Length	143 mm	Width	143 mm	Height	143 mm
Rectangular Luminous Area		Length	60 mm	Width	45 mm	Height	0 mm
Horizontal Luminous Area		0.002700 m ²		Emitting area on Plane 180°		0.000000 m ²	
Emitting area on Plane 0°		0.000000 m ²		Emitting area on Plane 270°		0.000000 m ²	
Emitting area on Plane 90°		0.000000 m ²		Glare area at 76°		0.000653 m ²	
Coordinate system		CG		Symmetry Type		Asymmetrical	
Date		21-11-2014		Maximum Gamma Angle		180	
Measurement Distance		0.00		Measurement Flux		76 lm	

3000K - I_{max}=8198 cd/klm - LED Flux=908 lm - LED Power=8.4 W - Eff=8.3% - EfcLED=108 lm/W - EfcLum=6.9 lm/W
Ra=80 min -SDCM=4- Life=L70(9K)>51400 ore

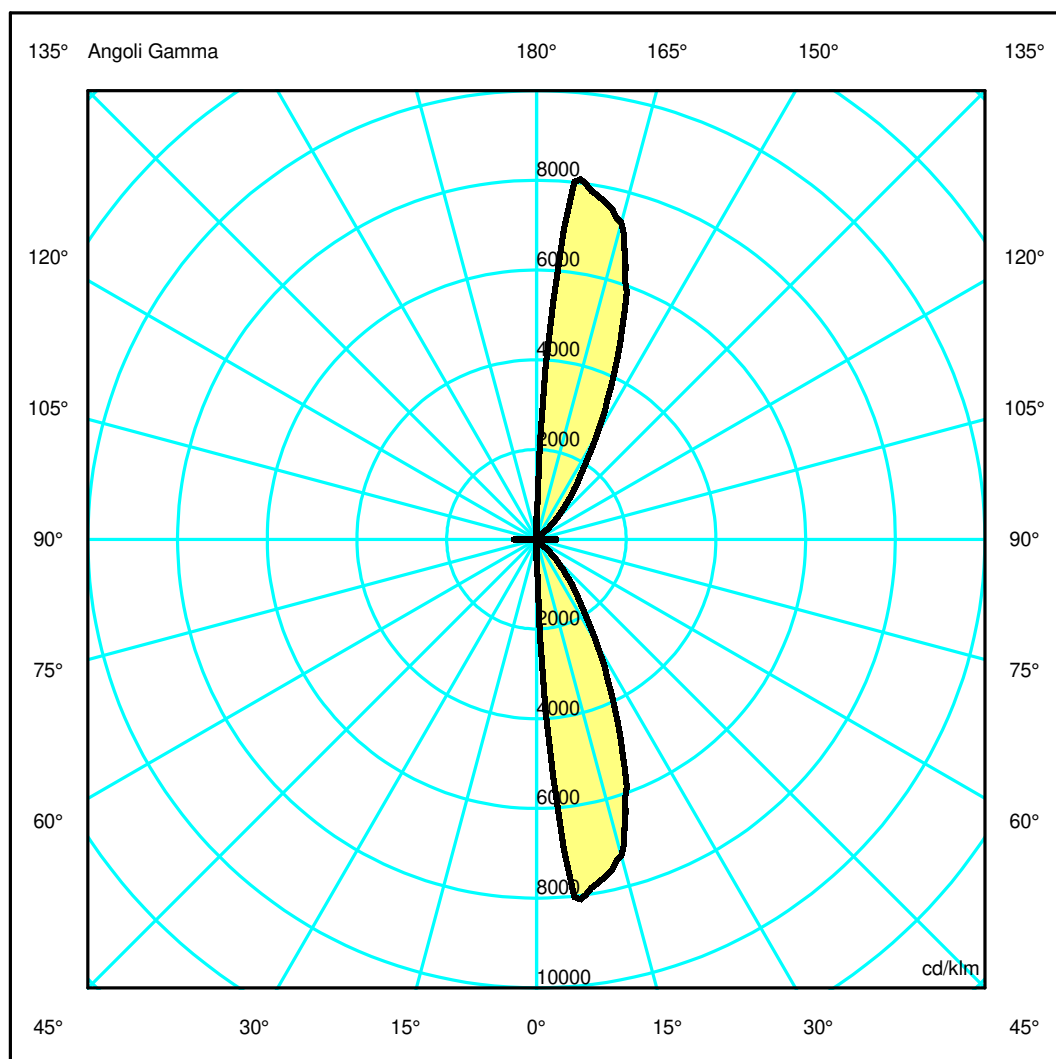
C.I.E. 47 50 44 50 100
F UTE 0.50 F + 0.50 T

D DIN 5040
B NBN

C31
BZ 4 / 0.8 / BZ 5 / 1 / BZ 6 / 1.5 / BZ 8 / 2 / BZ 9 / 2.5 / BZ 10



ULOR 50.01 %
DLOR 49.99 %
RN 50.01 %



Luminaire

Code T42004NW20
Name EFFETTO 14S 4 FASCI STRETTI 3000K grigio antracite

Measurerm.

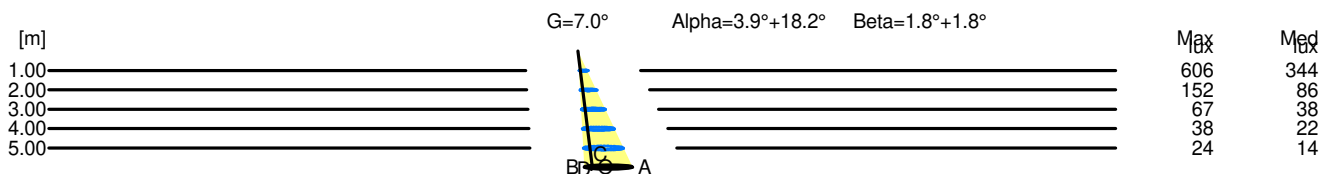
Code FTS1501913
Name EFFETTO 14S 4 FASCI STRETTI 3000K grigio antracite

Luminaire Flux	76 lm	Luminaire Power	11.0 W	Efficacy	6.918 lm/W	Efficiency	100.00%
Source Flux	76 lm	Maximum value	8088.11 cd/klm	Position	C=0.00 G=7.00	CG	Asymmetrical
Rectangular Luminaire		Length	143 mm	Width	143 mm	Height	143 mm
Rectangular Luminous Area		Length	60 mm	Width	45 mm	Height	0 mm
Horizontal Luminous Area		0.002700 m2		Emitting area on Plane 180°		0.000000 m2	
Emitting area on Plane 0°		0.000000 m2		Emitting area on Plane 270°		0.000000 m2	
Emitting area on Plane 90°		0.000000 m2		Glare area at 76°		0.000653 m2	
Coordinate system		CG		Symmetry Type		Asymmetrical	
Date		21-11-2014		Maximum Gamma Angle		180	
Measurement Distance		0.00		Measurement Flux		76 lm	
3000K - I _{max} =8198 cd/klm - LED Flux=908 lm - LED Power=8.4 W - Eff=8.3% - EfcLED=108 lm/W - EfcLum=6.9 lm/W Ra=80 min -SDCM=4- Life=L70(9K)>51400 ore							
C.I.E.	47 50 44 50 100			D DIN 5040	C31		
F UTE	0.50 F + 0.50 T			B NBN	BZ 4 / 0.8 / BZ 5 / 1 / BZ 6 / 1.5 / BZ 8 / 2 / BZ 9 / 2.5 / BZ 10		

Width at 50.00 % of Max Intensity

H[m]	1.00	2.00	3.00	4.00	5.00	H[m]	1.00	2.00	3.00	4.00	5.00
OA	0.35	0.69	1.04	1.39	1.74	OC	0.03	0.06	0.10	0.13	0.16
OB	0.07	0.14	0.20	0.27	0.34	OD	0.03	0.06	0.10	0.13	0.16

	Luminous Intensities [cd/klm]									
	0	5	15	25	35	45	55	65	75	85
OA	1.87	526.92	555.83	311.88	127.14	41.54	0.00	0.00	0.00	0.00
OB	1.87	0.00	0.00	0.00	0.00	0.00	0.00	0.00	0.00	0.00
OC	1.87	0.99	0.15	0.16	0.20	0.25	0.20	0.16	0.15	0.99
OD	1.87	0.99	0.15	0.16	0.20	0.25	0.20	0.16	0.15	0.99



H[m]	D[m]	Max lux	Med lux	Alpha=3.9°+18.2°	G=7.0
1.00	0.42	606	344		
2.00	0.83	152	86		
3.00	1.25	67	38		
4.00	1.66	38	22		
5.00	2.08	24	14		

H[m]	D[m]	Max lux	Med lux	Beta=1.8°+1.8°	G=0.0
1.00	0.06	606	344		
2.00	0.13	152	86		
3.00	0.19	67	38		
4.00	0.26	38	22		
5.00	0.32	24	14		