

Luminaire

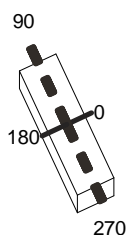
Code T083800
Name NUDA TERRA 100 monolaterale 17W 3000K grigio bianco

Measurerm.

Code FDS0000915
Name NUDA TERRA 100 monolaterale 17W 3000K grigio bianco

Efficiency	100.00%	Coordinate system	CG	Total Flux	306.00 lm
Maximum value	1089.68 cd/klm	Position	C=0.00 G=58.00	Sym. on planes 0-180	
Rectangular Luminaire Round Luminous Area	Length Diam.	170 mm 130 mm	Width Height	50 mm 31 mm	Height 135 mm
Horizontal Luminous Area	0.013273 m2	Emitting area on Plane 180°	0.008060 m2		
Emitting area on Plane 0°	0.008060 m2	Emitting area on Plane 270°	0.000000 m2		
Emitting area on Plane 90°	0.000000 m2	Glare area at 76°	0.011032 m2		
Date	06-12-2013	Maximum Gamma Angle	180		
Measurement Distance	0.00	Measurement Flux	306.00 lm		
Imax=1026 cd/klm - LED Flux=697 lm - LED Power=14.7 W - Eff=44 % - EfcLED=47 lm/W - EfcLum=18 lm/W Ra=80 Typ - SDCM=7 - Life=L70(10K)>35500 ore					
C.I.E.	11 47 82 76 100	D DIN 5040	B11		
F UTE	--	B NBN	BZ 10 / 1.25 / BZ 9 / 2 / BZ 8		

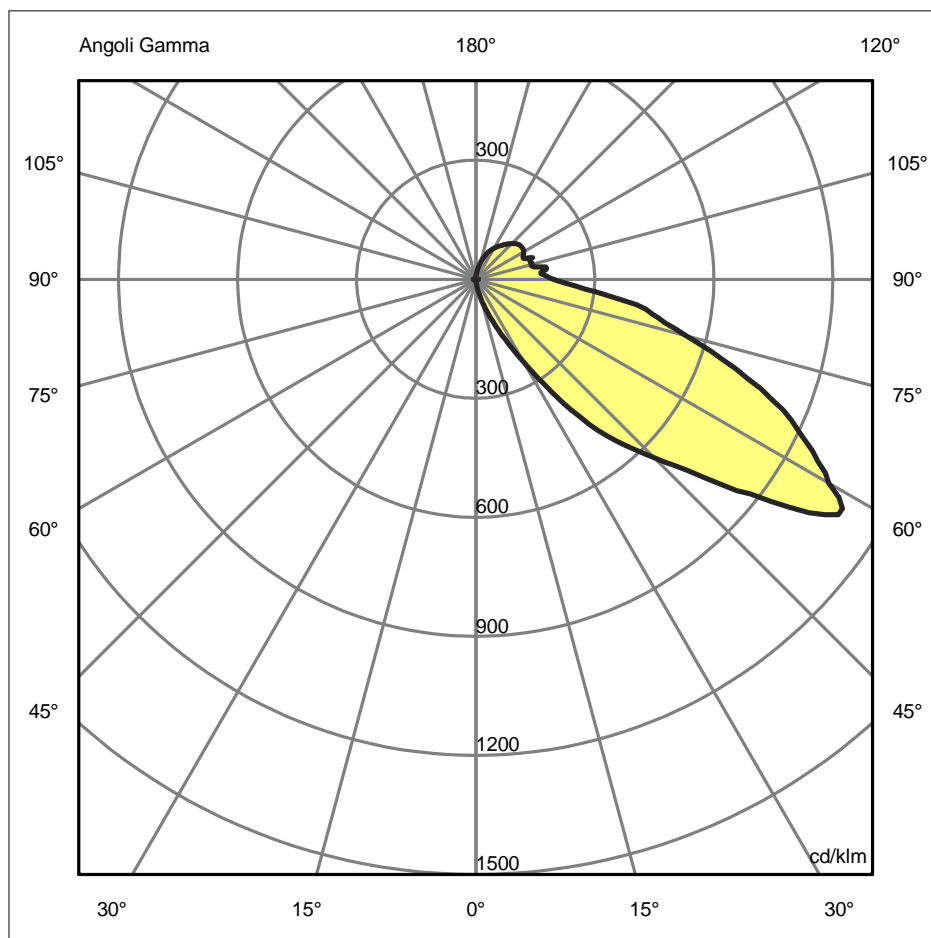
170mm x 50mm



Semipiani C

180.0 ——— 0.0
270.0 ■■■■ 90.0

ULOR 23.75 %
DLOR 76.25 %
RN 23.75 %



Luminaire

Code T083800
Name NUDA TERRA 100 monolaterale 17W 3000K grigio bianco

Measurerm.

Code FDS0000915
Name NUDA TERRA 100 monolaterale 17W 3000K grigio bianco

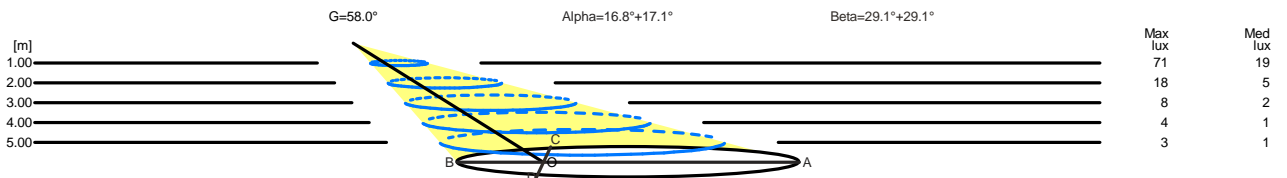
Efficiency	100.00%	Coordinate system	CG	Total Flux	306.00 lm
Maximum value	1089.68 cd/klm	Position	C=0.00 G=58.00	Sym. on planes 0-180	
Rectangular Luminaire Round Luminous Area	Length Diam.	170 mm 130 mm	Width Height	50 mm 31 mm	Height 135 mm
Horizontal Luminous Area Emitting area on Plane 0° Emitting area on Plane 90°	0.013273 m2 0.008060 m2 0.000000 m2	Emitting area on Plane 180° Emitting area on Plane 270° Glare area at 76°		0.008060 m2 0.000000 m2 0.011032 m2	
Date Measurement Distance	06-12-2013 0.00	Maximum Gamma Angle Measurement Flux	180 306.00 lm		
Imax=1026 cd/klm - LED Flux=697 lm - LED Power=14.7 W - Eff=44 % - EfcLED=47 lm/W - EfcLum=18 lm/W Ra=80 Typ - SDCM=7 - Life=L70(10K)>35500 ore					
C.I.E. F UTE	11 47 82 76 100 --	D DIN 5040 B NBN	B11 BZ 10 / 1.25 / BZ 9 / 2 / BZ 8		

Width at 50.00 % of Max Intensity

H[m]	1.00	2.00	3.00	4.00	5.00	H[m]	1.00	2.00	3.00	4.00	5.00
OA	2.15	4.31	6.46	8.61	10.76	OC	1.05	2.10	3.15	4.20	5.25
OB	0.72	1.45	2.17	2.90	3.62	OD	1.05	2.10	3.15	4.20	5.25

Luminous Intensities [cd/klm]

	0	5	15	25	35	45	55	65	75	85
OA	0.00	0.05	16.40	47.19	114.48	194.59	313.89	273.59	167.42	84.36
OB	0.00	0.06	0.07	0.08	0.10	0.12	0.13	0.14	0.16	0.21
OC	0.00	0.05	0.05	0.05	0.06	0.05	0.06	0.06	0.06	0.06
OD	0.00	0.05	0.05	0.05	0.06	0.05	0.06	0.06	0.06	0.06



H[m]	D[m]	Max lux	Med lux	Alpha=16.8°+17.1°	G=58.0
1.00	2.88	71	19		
2.00	5.76	18	5		
3.00	8.63	8	2		
4.00	11.51	4	1		
5.00	14.39	3	1		

H[m]	D[m]	Max lux	Med lux	Beta=29.1°+29.1°	G=0.0
1.00	2.10	71	19		
2.00	4.20	18	5		
3.00	6.30	8	2		
4.00	8.40	4	1		
5.00	10.50	3	1		