

## Luminaire

Code 0224010A  
Name CALIPSO LINEAR 180 S

## Measurerm.

Code FTS1901903  
Name CALIPSO LINEAR 180 S

Luminaire Flux	4477 lm	Luminaire Power	63.0 W	Efficacy	71.065 lm/W	Efficiency	100.00%
Source Flux	4477 lm	Maximum value	511.76 cd/klm	Position	C=0.00 G=2.00	CG	Double Symmetrical
Rectangular Luminaire		Length	1763 mm	Width	82 mm	Height	70 mm
Rectangular Luminous Area		Length	1730 mm	Width	70 mm	Height	0 mm
Horizontal Luminous Area			0.121100 m2	Emitting area on Plane 180°			0.000000 m2
Emitting area on Plane 0°			0.000000 m2	Emitting area on Plane 270°			0.000000 m2
Emitting area on Plane 90°			0.000000 m2	Glare area at 76°			0.029297 m2
Coordinate system		CG		Symmetry Type		Double Symmetrical	
Date		19-07-2019		Maximum Gamma Angle		180	
Measurement Distance		0.00		Measurement Flux		4477 lm	


LED Flux=7765.362lm LED Power=58W Eff=58% EfcLed=134lm/W EfcLum=71lm/W CCT=3000K Ra=90 SDCM=3 L90(20K)=50000h

C.I.E. 60 87 97 96 100  
F UTE 0.96 D + 0.04 T

D DIN 5040  
B NBN

A41  
BZ 3

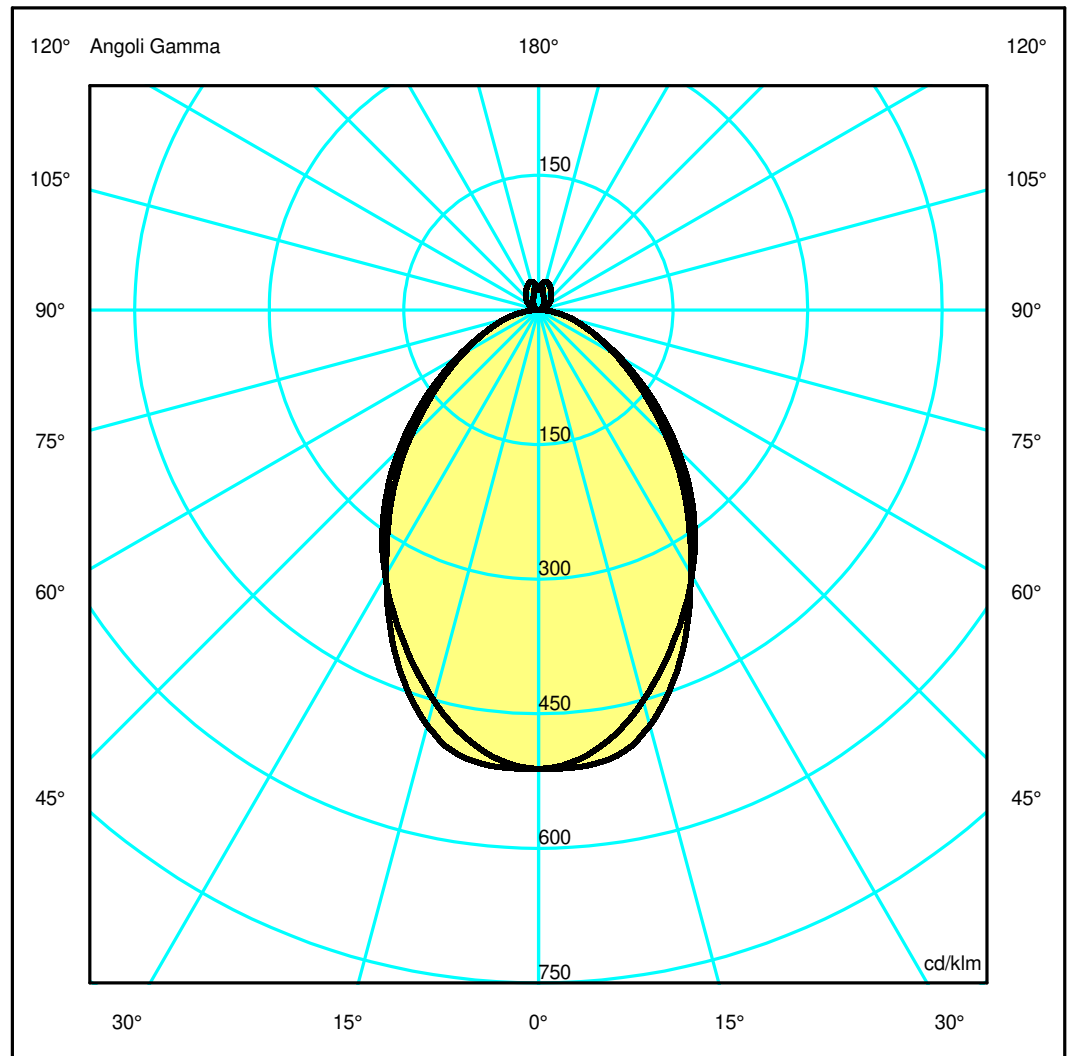
1763mm x 82mm



Semipiani C

180.0 — 0.0  
270.0 — 90.0

ULOR 4.16 %  
DLOR 95.84 %  
RN 4.16 %



## Luminaire

Code 0224010A  
Name CALIPSO LINEAR 180 S

## Measurment

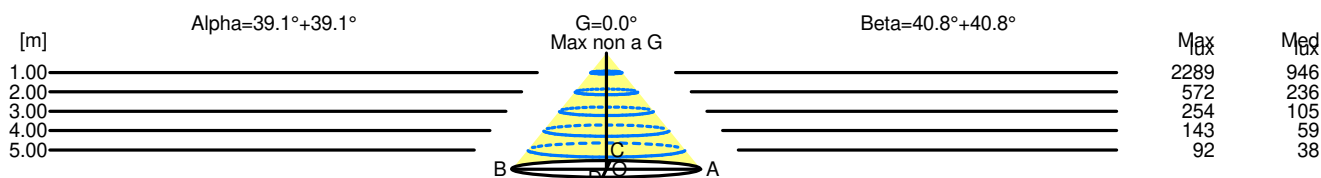
Code FTS1901903  
Name CALIPSO LINEAR 180 S

Luminaire Flux	4477 lm	Luminaire Power	63.0 W	Efficacy	71.065 lm/W	Efficiency	100.00%
Source Flux	4477 lm	Maximum value	511.76 cd/klm	Position	C=0.00 G=2.00	CG	Double Symmetrical
Rectangular Luminaire		Length	1763 mm	Width	82 mm	Height	70 mm
Rectangular Luminous Area		Length	1730 mm	Width	70 mm	Height	0 mm
Horizontal Luminous Area	0.121100 m2			Emitting area on Plane 180°		0.000000 m2	
Emitting area on Plane 0°	0.000000 m2			Emitting area on Plane 270°		0.000000 m2	
Emitting area on Plane 90°	0.000000 m2			Glare area at 76°		0.029297 m2	
Coordinate system	CG			Symmetry Type		Double Symmetrical	
Date	19-07-2019			Maximum Gamma Angle		180	
Measurement Distance	0.00			Measurement Flux		4477 lm	
LED Flux=7765.362lm LED Power=58W Eff=58% EfcLed=134lm/W EfcLum=71lm/W CCT=3000K Ra=90 SDCM=3 L90(20K)=50000h							
C.I.E.	60 87 97 96 100			D DIN 5040	A41		
F UTE	0.96 D + 0.04 T			B NBN	BZ 3		

### Width at 50.00 % of Max Intensity

H[m]	1.00	2.00	3.00	4.00	5.00	H[m]	1.00	2.00	3.00	4.00	5.00
OA	0.81	1.62	2.44	3.25	4.06	OC	0.86	1.73	2.59	3.45	4.32
OB	0.81	1.62	2.44	3.25	4.06	OD	0.86	1.73	2.59	3.45	4.32

	Luminous Intensities [ cd/klm ]									
	0	5	15	25	35	45	55	65	75	85
OA	2289.15	2288.68	2146.13	1749.37	1307.55	911.09	570.63	329.94	174.40	52.15
OB	2289.15	2288.68	2146.13	1749.37	1307.55	911.09	570.63	329.94	174.40	52.15
OC	2289.15	2251.76	2017.80	1694.45	1359.15	982.07	615.97	338.58	173.96	51.54
OD	2289.15	2251.76	2017.80	1694.45	1359.15	982.07	615.97	338.58	173.96	51.54



H[m]	D[m]	Max lux	Med lux	Alpha=39.1°+39.1°	G=0.0 Max non a G
1.00	1.62	2289	946		
2.00	3.25	572	236		
3.00	4.87	254	105		
4.00	6.50	143	59		
5.00	8.12	92	38		

H[m]	D[m]	Max lux	Med lux	Beta=40.8°+40.8°	G=0.0 Max non a G
1.00	1.73	2289	946		
2.00	3.45	572	236		
3.00	5.18	254	105		
4.00	6.91	143	59		
5.00	8.63	92	38		