

## Luminaire

Code AT30301  
Name A.39 RCS TRIM ANGOLO L=303mm 840 DIM BCO

## Measurement

Code FTS1900792  
Name A.39 RCS TRIM ANGOLO L=303mm 840 DIM BCO

Luminaire Flux	1134.60 lm	Luminaire Power	17.00 W	Efficacy	66.74 lm/W	Efficiency	100.00%
Sources Flux	1134.60 lm	Maximum value	389.48 cd/klm	Position	C=5.00 G=1.00	CG	Double Symmetrical
Rectangular Luminaire		Length	1184 mm	Width	55 mm	Height	60 mm
Rectangular Luminous Area		Length	1176 mm	Width	40 mm	Height	0 mm
Horizontal Luminous Area		0.047040 m <sup>2</sup>		Emitting area on Plane 180°		0.000000 m <sup>2</sup>	
Emitting area on Plane 0°		0.000000 m <sup>2</sup>		Emitting area on Plane 270°		0.000000 m <sup>2</sup>	
Emitting area on Plane 90°		0.000000 m <sup>2</sup>		Glare area at 76°		0.011380 m <sup>2</sup>	
Coordinate system		CG		Symmetry Type		Double Symmetrical	
Date		22-05-2018		Maximum Gamma Angle		180	
Measurement Distance		0.00		Measurement Flux		1134.60 lm	

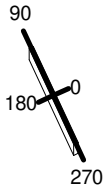
LED Flux=2419,2lm LED Power=15W Eff=47% EfcLed=161lm/W EfcLum=67lm/W CCT=4000K Ra=80 SDCM=2 L70(6K)=50000h

C.I.E. 49 80 96 100 100  
F UTE 1.00 E

D DIN 5040  
B NBN

A30  
BZ 4

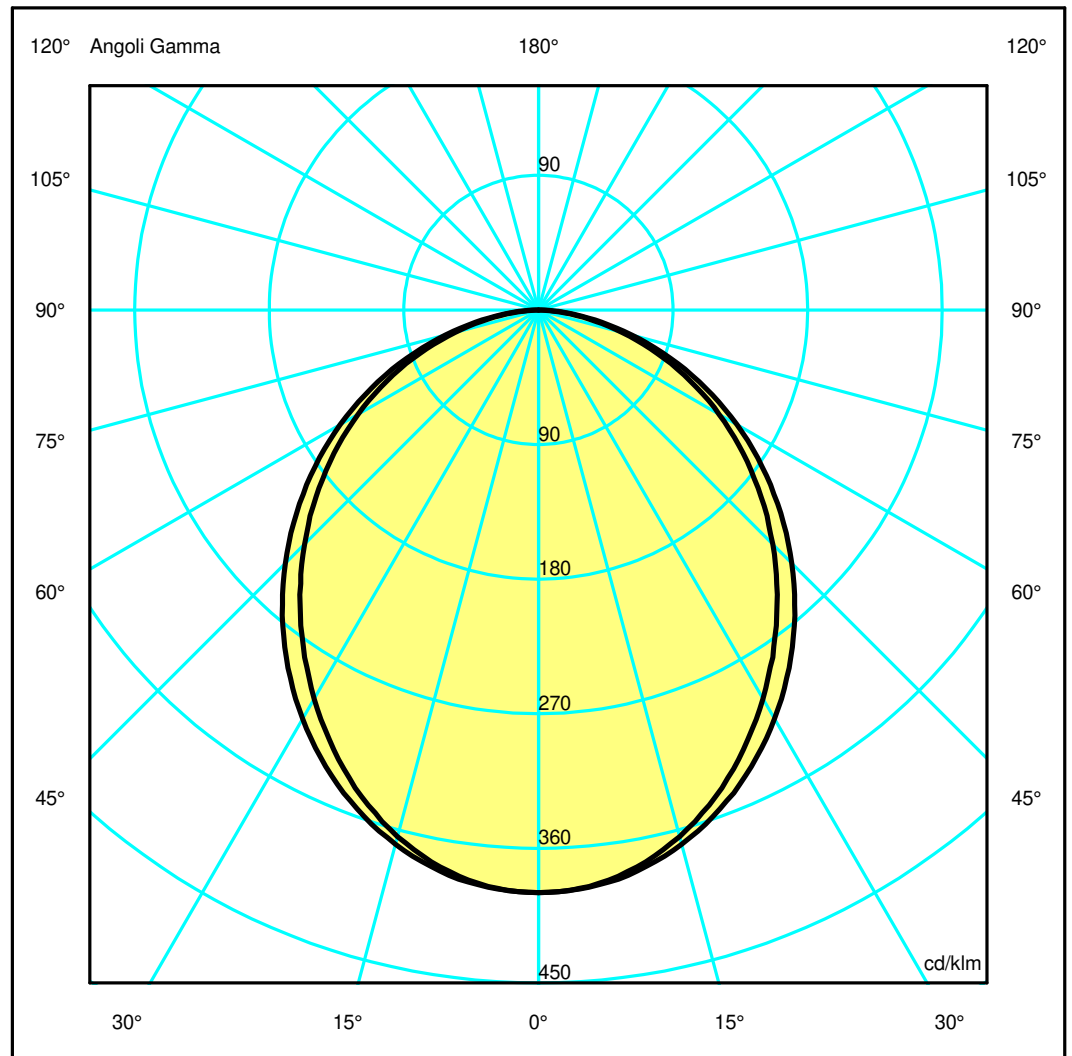
1184mm x 55mm



Semipiani C

180.0 — 0.0  
270.0 — 90.0

ULOR 0.02 %  
DLOR 99.98 %  
RN 0.02 %



## Luminaire

Code AT30301  
Name A.39 RCS TRIM ANGOLO L=303mm 840 DIM BCO

## Measurerm.

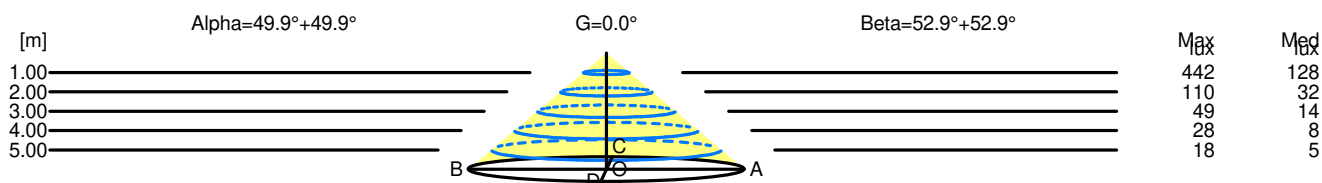
Code FTS1900792  
Name A.39 RCS TRIM ANGOLO L=303mm 840 DIM BCO

Luminaire Flux	1134.60 lm	Luminaire Power	17.00 W	Efficacy	66.74 lm/W	Efficiency	100.00%
Sources Flux	1134.60 lm	Maximum value	389.48 cd/klm	Position	C=5.00 G=1.00	CG	Double Symmetrical
Rectangular Luminaire		Length	1184 mm	Width	55 mm	Height	60 mm
Rectangular Luminous Area		Length	1176 mm	Width	40 mm	Height	0 mm
Horizontal Luminous Area		0.047040 m2		Emitting area on Plane 180°		0.000000 m2	
Emitting area on Plane 0°		0.000000 m2		Emitting area on Plane 270°		0.000000 m2	
Emitting area on Plane 90°		0.000000 m2		Glare area at 76°		0.011380 m2	
Coordinate system		CG		Symmetry Type		Double Symmetrical	
Date		22-05-2018		Maximum Gamma Angle		180	
Measurement Distance		0.00		Measurement Flux		1134.60 lm	
LED Flux=2419,2lm LED Power=15W Eff=47% EfcLed=161lm/W EfcLum=67lm/W CCT=4000K Ra=80 SDCM=2 L70(6K)=50000h							
C.I.E.	49 80 96 100 100			D DIN 5040	A30		
F UTE	1.00 E			B NBN	BZ 4		

### Width at 50.00 % of Max Intensity

H[m]	1.00	2.00	3.00	4.00	5.00	H[m]	1.00	2.00	3.00	4.00	5.00
OA	1.19	2.38	3.56	4.75	5.94	OC	1.32	2.65	3.97	5.29	6.61
OB	1.19	2.38	3.56	4.75	5.94	OD	1.32	2.65	3.97	5.29	6.61

	Luminous Intensities [ cd/klm]									
	0	5	15	25	35	45	55	65	75	85
OA	441.87	438.90	413.59	367.99	311.30	251.24	189.37	126.66	65.52	16.37
OB	441.87	438.90	413.59	367.99	311.30	251.24	189.37	126.66	65.52	16.37
OC	441.87	439.57	419.53	382.10	331.46	271.79	207.05	139.91	73.08	19.23
OD	441.87	439.57	419.53	382.10	331.46	271.79	207.05	139.91	73.08	19.23



H[m]	D[m]	Max lux	Med lux	Alpha=49.9°+49.9°	G=0.0
1.00	2.38	442	128		
2.00	4.75	110	32		
3.00	7.13	49	14		
4.00	9.50	28	8		
5.00	11.88	18	5		

H[m]	D[m]	Max lux	Med lux	Beta=52.9°+52.9°	G=0.0
1.00	2.65	442	128		
2.00	5.29	110	32		
3.00	7.94	49	14		
4.00	10.58	28	8		
5.00	13.23	18	5		