

Luminaire

Code AT19304+AT09505
 Name A.39 SOSP DIR\IND 1184MM 840 ND NRO

Measurerm.

Code FTS1801085
 Name A.39 SOSP DIR\IND 1184MM 840 ND NRO

| | | | | | | | |
|----------------------------|------------|-------------------------|---------------|-----------------------------|-----------------|-------------------------|--------------------|
| Luminaire Flux | 5065.92 lm | Luminaire Power | 57.00 W | Efficacy | 88.88 lm/W | Efficiency | 100.00% |
| Sources Flux | 5065.92 lm | Maximum value | 231.51 cd/klm | Position | C=0.00 G=179.00 | CG | Double Symmetrical |
| Rectangular Luminaire | | Length | 1184 mm | Width | 45 mm | Height | 85 mm |
| Rectangular Luminous Area | | Length | 1176 mm | Width | 40 mm | Height | 0 mm |
| Horizontal Luminous Area | | 0.047040 m ² | | Emitting area on Plane 180° | | 0.000000 m ² | |
| Emitting area on Plane 0° | | 0.000000 m ² | | Emitting area on Plane 270° | | 0.000000 m ² | |
| Emitting area on Plane 90° | | 0.000000 m ² | | Glare area at 76° | | 0.011380 m ² | |
| Coordinate system | | CG | | Symmetry Type | | Double Symmetrical | |
| Date | | 12-06-2018 | | Maximum Gamma Angle | | 180 | |
| Measurement Distance | | 0.00 | | Measurement Flux | | 5065.92 lm | |


LED Flux=8467,2lm LED Power=50,75W Eff=60% EfcLed=167lm/W EfcLum=89lm/W CCT=4000K Ra=80 SDCM=2 L70(6K)=50000h

C.I.E. 50 81 96 39 100
 F UTE 0.39 E + 0.61 T

D DIN 5040
 B NBN

D32
 BZ 4

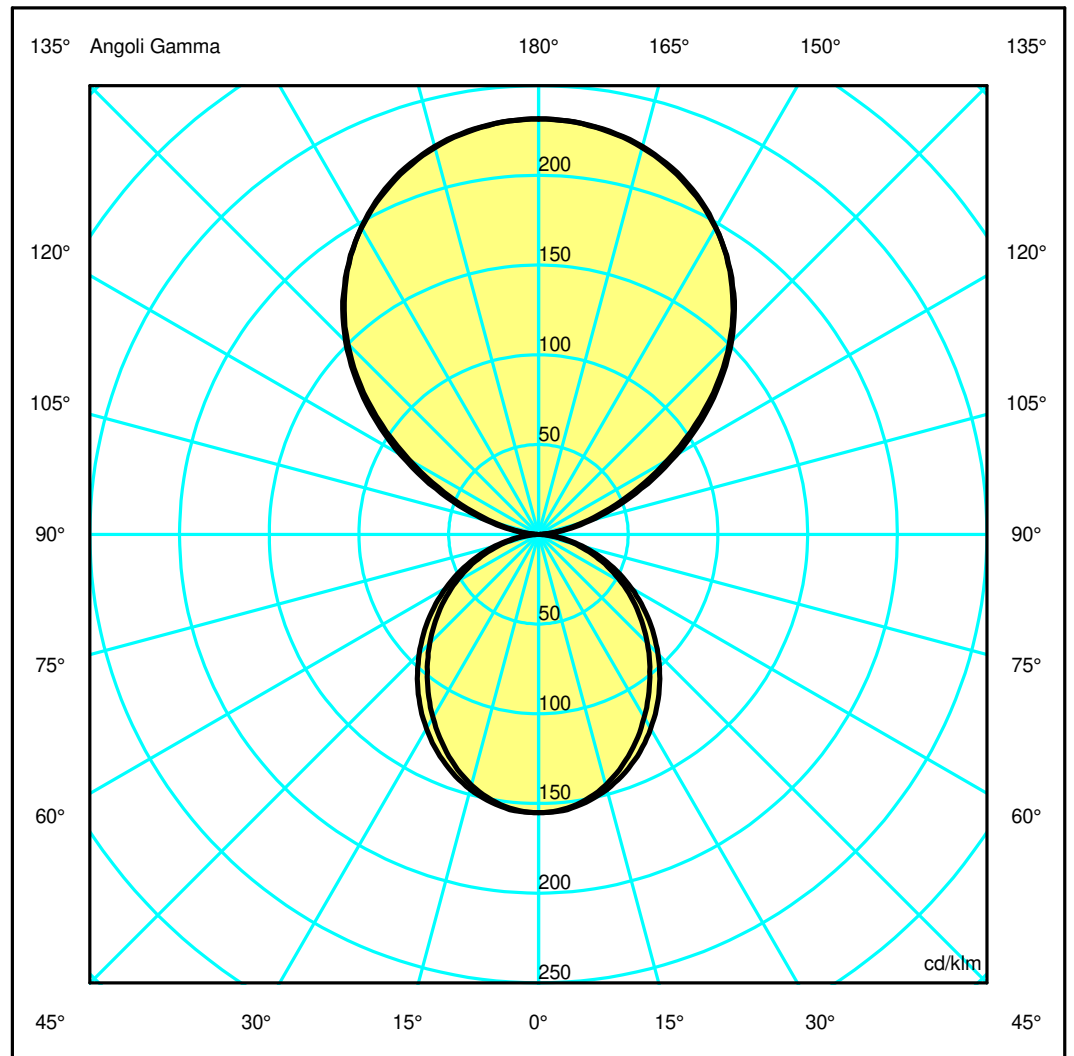
1184mm x 45mm



Semipiani C

180.0 ——— 0.0
 270.0 ——— 90.0

ULOR 60.96 %
 DLOR 39.04 %
 RN 60.96 %



Luminaire

Code AT19304+AT09505
Name A.39 SOSP DIR/IND 1184MM 840 ND NRO

Measurerm.

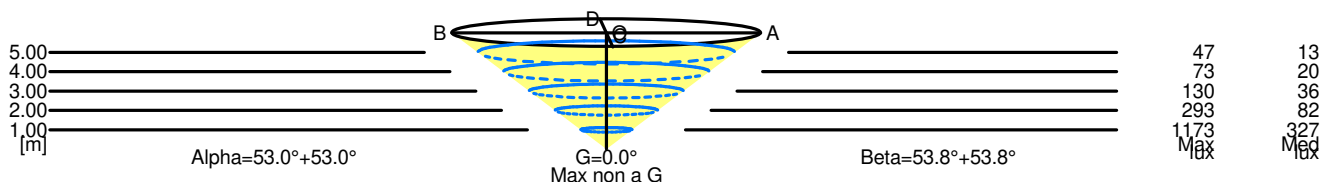
Code FTS1801085
Name A.39 SOSP DIR/IND 1184MM 840 ND NRO

| | | | | | | | |
|---|-----------------|-----------------|---------------|-----------------------------|-----------------|--------------------|--------------------|
| Luminaire Flux | 5065.92 lm | Luminaire Power | 57.00 W | Efficacy | 88.88 lm/W | Efficiency | 100.00% |
| Sources Flux | 5065.92 lm | Maximum value | 231.51 cd/klm | Position | C=0.00 G=179.00 | CG | Double Symmetrical |
| Rectangular Luminaire | | Length | 1184 mm | Width | 45 mm | Height | 85 mm |
| Rectangular Luminous Area | | Length | 1176 mm | Width | 40 mm | Height | 0 mm |
| Horizontal Luminous Area | | 0.047040 m2 | | Emitting area on Plane 180° | | 0.000000 m2 | |
| Emitting area on Plane 0° | | 0.000000 m2 | | Emitting area on Plane 270° | | 0.000000 m2 | |
| Emitting area on Plane 90° | | 0.000000 m2 | | Glare area at 76° | | 0.011380 m2 | |
| Coordinate system | | CG | | Symmetry Type | | Double Symmetrical | |
| Date | | 12-06-2018 | | Maximum Gamma Angle | | 180 | |
| Measurement Distance | | 0.00 | | Measurement Flux | | 5065.92 lm | |
| LED Flux=8467,2lm LED Power=50,75W Eff=60% EfcLed=167lm/W EfcLum=89lm/W CCT=4000K Ra=80 SDCM=2 L70(6K)=50000h | | | | | | | |
| C.I.E. | 50 81 96 39 100 | | | D DIN 5040 | | D32 | |
| F UTE | 0.39 E + 0.61 T | | | B NBN | | BZ 4 | |

Width at 50.00 % of Max Intensity

| | | | | | | | | | | | |
|------|------|------|------|------|------|------|------|------|------|------|------|
| H[m] | 1.00 | 2.00 | 3.00 | 4.00 | 5.00 | H[m] | 1.00 | 2.00 | 3.00 | 4.00 | 5.00 |
| OA | 1.33 | 2.66 | 3.99 | 5.32 | 6.65 | OC | 1.37 | 2.74 | 4.11 | 5.47 | 6.84 |
| OB | 1.33 | 2.66 | 3.99 | 5.32 | 6.65 | OD | 1.37 | 2.74 | 4.11 | 5.47 | 6.84 |

| | | | | | | | | | | |
|----|---------------------------------|---------|---------|---------|--------|--------|--------|--------|--------|-------|
| | Luminous Intensities [cd/klm] | | | | | | | | | |
| | 0 | 5 | 15 | 25 | 35 | 45 | 55 | 65 | 75 | 85 |
| OA | 1172.77 | 1168.89 | 1133.65 | 1057.23 | 932.28 | 761.24 | 539.30 | 311.55 | 132.00 | 19.19 |
| OB | 1172.77 | 1168.89 | 1133.65 | 1057.23 | 932.28 | 761.24 | 539.30 | 311.55 | 132.00 | 19.19 |
| OC | 1172.77 | 1168.02 | 1130.11 | 1052.87 | 934.74 | 770.12 | 560.94 | 340.57 | 152.33 | 29.16 |
| OD | 1172.77 | 1168.02 | 1130.11 | 1052.87 | 934.74 | 770.12 | 560.94 | 340.57 | 152.33 | 29.16 |



| | | | | |
|------|-------|---------|---------|--------------------------------------|
| 5.00 | 13.29 | 47 | 13 | |
| 4.00 | 10.63 | 73 | 20 | |
| 3.00 | 7.97 | 130 | 36 | |
| 2.00 | 5.32 | 293 | 82 | |
| 1.00 | 2.66 | 1173 | 327 | |
| H[m] | D[m] | Max lux | Med lux | Alpha=53.0°+53.0° Max non a G G=0.0° |

| | | | | |
|------|-------|---------|---------|-------------------------------------|
| 5.00 | 13.68 | 47 | 13 | |
| 4.00 | 10.95 | 73 | 20 | |
| 3.00 | 8.21 | 130 | 36 | |
| 2.00 | 5.47 | 293 | 82 | |
| 1.00 | 2.74 | 1173 | 327 | |
| H[m] | D[m] | Max lux | Med lux | Beta=53.8°+53.8° Max non a G G=0.0° |