

Luminaire

Code AN15904_MAX
Name VECTOR 55 TRACK ZOOM 940 DALI NRO - MAX

Measurem.

Code FTS1800240
Name VECTOR 55 TRACK ZOOM 940 DALI NRO - MAX

Luminaire Flux	1155 lm	Luminaire Power	23.0 W	Efficacy	50.234 lm/W	Efficiency	100.00%
Source Flux	1155 lm	Maximum value	3010.59 cd/klm	Position	C=0.00 G=0.00	CG	Rotosymmetrical
Round Luminaire		Diam.	55 mm	Height	130 mm		
Round Luminous Area		Diam.	44 mm	Height	0 mm		
Horizontal Luminous Area		0.001521 m ²		Emitting area on Plane 180°		0.000000 m ²	
Emitting area on Plane 0°		0.000000 m ²		Emitting area on Plane 270°		0.000000 m ²	
Emitting area on Plane 90°		0.000000 m ²		Glare area at 76°		0.000368 m ²	
Coordinate system		CG		Symmetry Type		Rotosymmetrical	
Date		27-09-2021		Maximum Gamma Angle		180	
Measurement Distance		0.00		Measurement Flux		1155 lm	

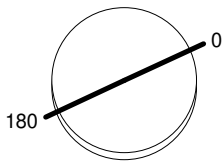
LED Flux=2161lm LED Power=19.4W Eff=53% EfcLed=111lm/W EfcLum=50lm/W CCT=4000K Ra=90 SDCM=3 L70(6K)=50000h

C.I.E. 98 100 100 100 100
F UTE --

D DIN 5040
B NBN

A60
BZ 1

Diam=55mm



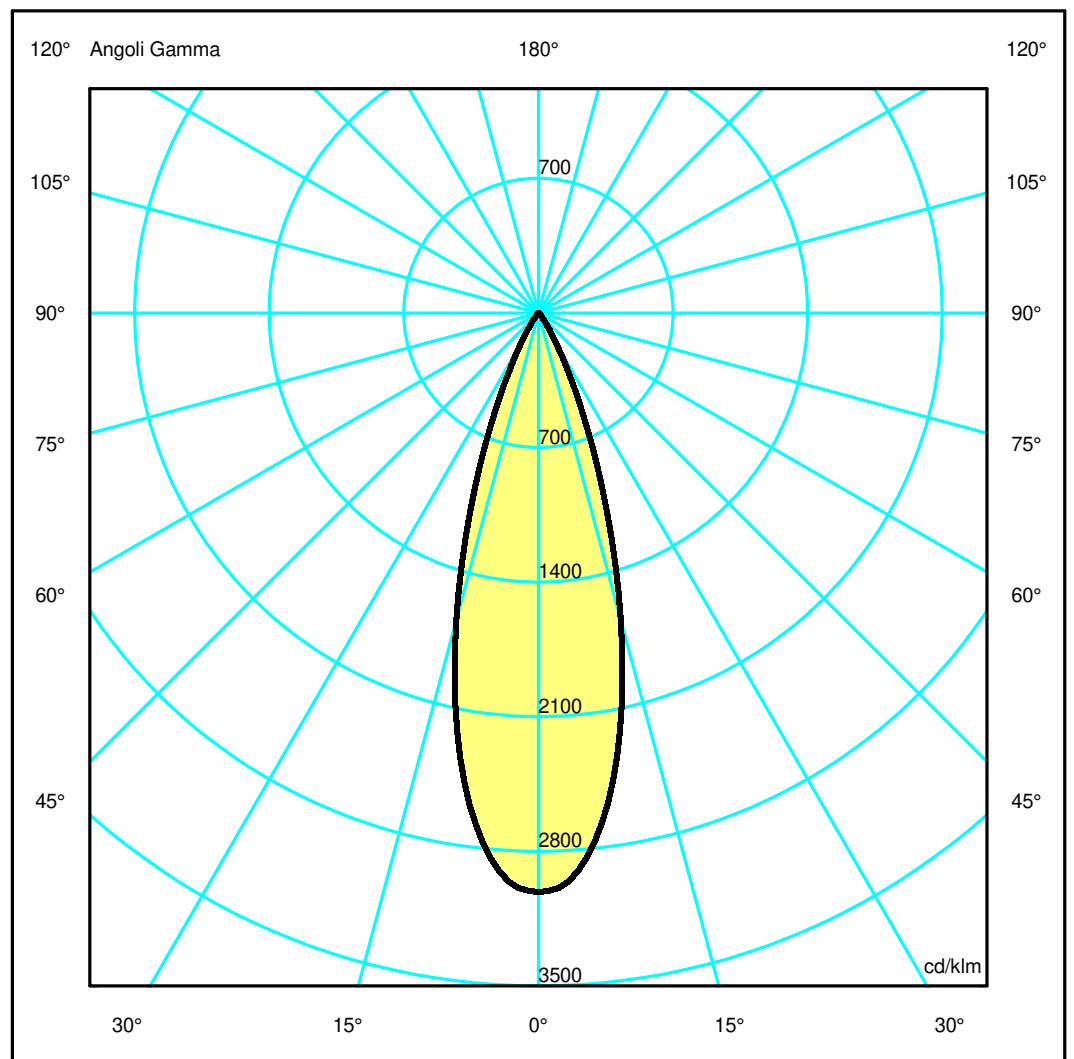
Semipiani C

180.0 ——— 0.0

ULOR 0.00 %

DLOR100.00 %

RN 0.00 %



Luminaire

Code AN15904_MAX
Name VECTOR 55 TRACK ZOOM 940 DALI NRO - MAX

Measurerm.

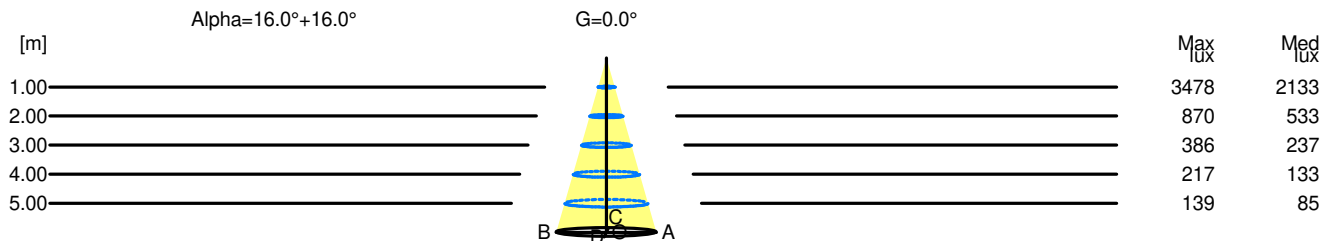
Code FTS1800240
Name VECTOR 55 TRACK ZOOM 940 DALI NRO - MAX

Luminaire Flux	1155 lm	Luminaire Power	23.0 W	Efficacy	50.234 lm/W	Efficiency	100.00%
Source Flux	1155 lm	Maximum value	3010.59 cd/klm	Position	C=0.00 G=0.00	CG	Rotosymmetrical
Round Luminaire		Diam.	55 mm	Height	130 mm		
Round Luminous Area		Diam.	44 mm	Height	0 mm		
Horizontal Luminous Area		0.001521 m ²		Emitting area on Plane 180°		0.000000 m ²	
Emitting area on Plane 0°		0.000000 m ²		Emitting area on Plane 270°		0.000000 m ²	
Emitting area on Plane 90°		0.000000 m ²		Glare area at 76°		0.000368 m ²	
Coordinate system		CG		Symmetry Type		Rotosymmetrical	
Date		27-09-2021		Maximum Gamma Angle		180	
Measurement Distance		0.00		Measurement Flux		1155 lm	
LED Flux=2161lm LED Power=19.4W Eff=53% EfcLed=111lm/W EfcLum=50lm/W CCT=4000K Ra=90 SDCM=3 L70(6K)=50000h							
C.I.E.	98 100 100 100 100			D DIN 5040	A60		
F UTE	--			B NBN	BZ 1		

Width at 50.00 % of Max Intensity

H[m]	1.00	2.00	3.00	4.00	5.00	H[m]	1.00	2.00	3.00	4.00	5.00
OA	0.29	0.57	0.86	1.15	1.44	OC	0.29	0.57	0.86	1.15	1.44
OB	0.29	0.57	0.86	1.15	1.44	OD	0.29	0.57	0.86	1.15	1.44

	Luminous Intensities [cd/klm]									
	0	5	15	25	35	45	55	65	75	85
OA	3478.41	3290.00	1910.03	539.34	83.27	16.95	6.68	3.41	1.62	0.44
OB	3478.41	3290.00	1910.03	539.34	83.27	16.95	6.68	3.41	1.62	0.44
OC	3478.41	3290.00	1910.03	539.34	83.27	16.95	6.68	3.41	1.62	0.44
OD	3478.41	3290.00	1910.03	539.34	83.27	16.95	6.68	3.41	1.62	0.44



H[m]	D[m]	Max lux	Med lux	Alpha=16.0°+16.0°	G=0.0
1.00	0.57	3478	2133		
2.00	1.15	870	533		
3.00	1.72	386	237		
4.00	2.30	217	133		
5.00	2.87	139	85		