

Luminaire

Code AP25301+AP90400
 Name VECTOR 40 MAGNET SUSP 940 WF WHT + ANTI DAZZLE LOUVRE

Measurement

Code FTS1800608
 Name VECTOR 40 MAGNET SUSP 940 WF WHT + ANTI DAZZLE LOUVRE

Luminaire Flux	320 lm	Luminaire Power	9.0 W	Efficacy	35.607 lm/W	Efficiency	100.00%
Source Flux	320 lm	Maximum value	4238.65 cd/klm	Position	C=0.00 G=0.00	CG	Rotosymmetrical
Round Luminaire		Diam.	40 mm	Height	103 mm		
Round Luminous Area		Diam.	27 mm	Height	0 mm		
Horizontal Luminous Area			0.000573 m2	Emitting area on Plane 180°			0.000000 m2
Emitting area on Plane 0°			0.000000 m2	Emitting area on Plane 270°			0.000000 m2
Emitting area on Plane 90°			0.000000 m2	Glare area at 76°			0.000139 m2
Coordinate system		CG		Symmetry Type		Rotosymmetrical	
Date		23-09-2021		Maximum Gamma Angle		180	
Measurement Distance		0.00		Measurement Flux		320 lm	

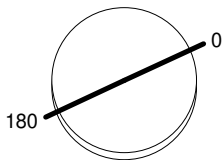
LED Flux=907lm LED Power=8W Eff=35% EfcLed=113lm/W EfcLum=36lm/W CCT=4000K Ra=90 SDCM=2 L70(6K)=50000h

C.I.E. 99 100 100 100 100
 F UTE --

D DIN 5040
 B NBN

A60
 BZ 1

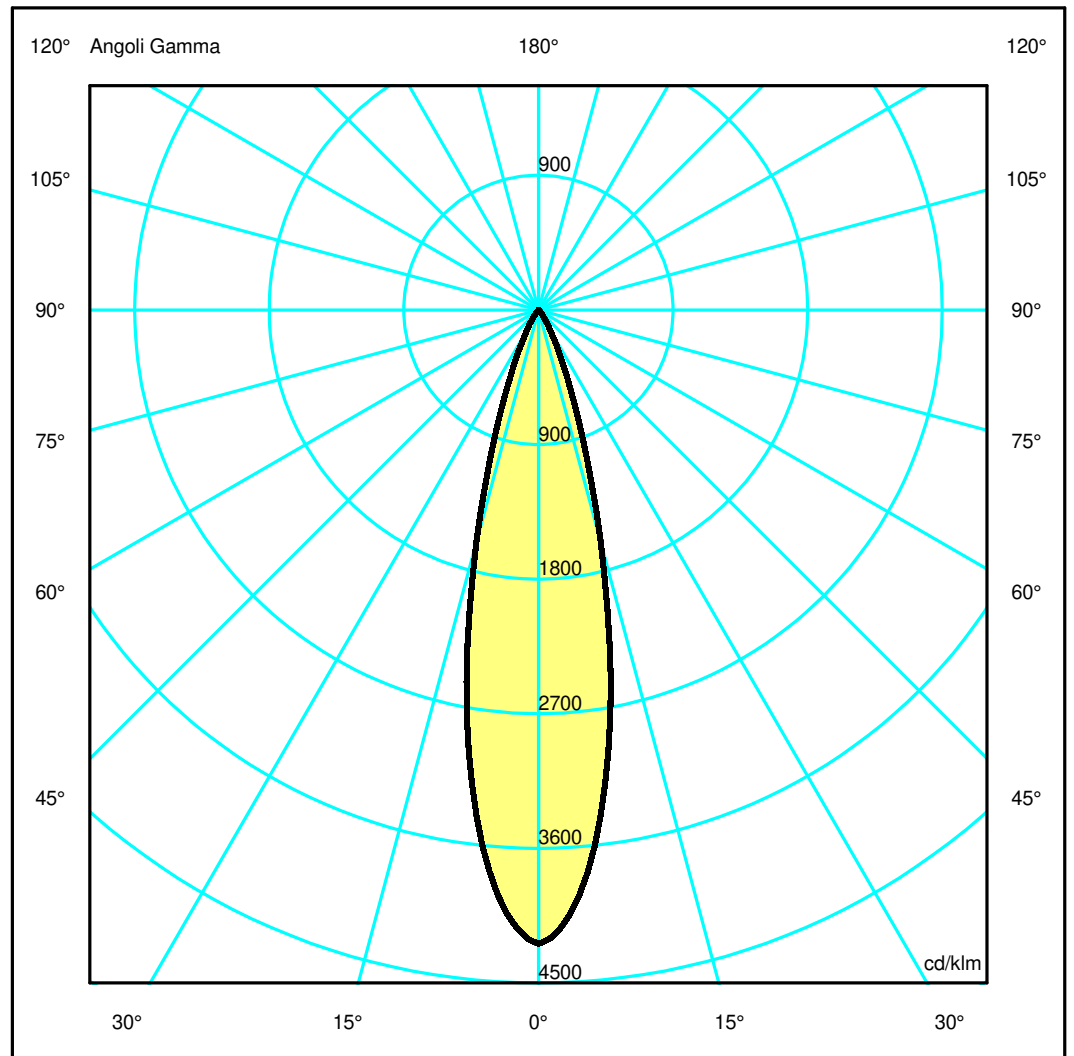
Diam=40mm



Semipiani C

180.0 ——— 0.0

ULOR 0.00 %
 DLOR 100.00 %
 RN 0.00 %



Luminaire

Code AP25301+AP90400
Name VECTOR 40 MAGNET SUSP 940 WF WHT + ANTI DAZZLE LOUVRE

Measur.

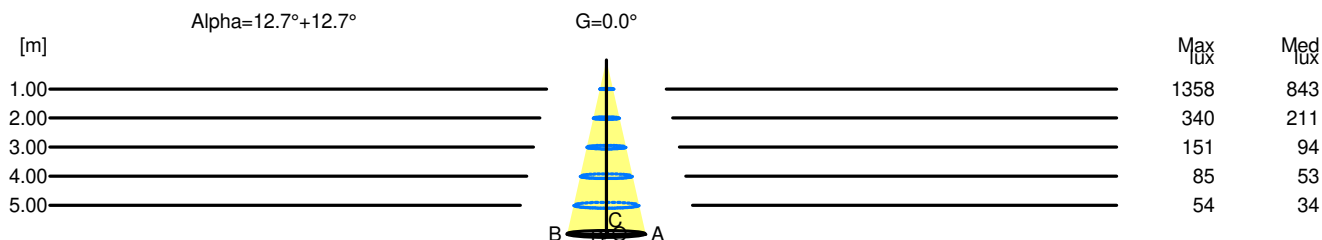
Code FTS1800608
Name VECTOR 40 MAGNET SUSP 940 WF WHT + ANTI DAZZLE LOUVRE

Luminaire Flux	320 lm	Luminaire Power	9.0 W	Efficacy	35.607 lm/W	Efficiency	100.00%
Source Flux	320 lm	Maximum value	4238.65 cd/klm	Position	C=0.00 G=0.00	CG	Rotosymmetrical
Round Luminaire		Diam.	40 mm	Height	103 mm		
Round Luminous Area		Diam.	27 mm	Height	0 mm		
Horizontal Luminous Area		0.000573 m2		Emitting area on Plane 180°		0.000000 m2	
Emitting area on Plane 0°		0.000000 m2		Emitting area on Plane 270°		0.000000 m2	
Emitting area on Plane 90°		0.000000 m2		Glare area at 76°		0.000139 m2	
Coordinate system		CG		Symmetry Type		Rotosymmetrical	
Date		23-09-2021		Maximum Gamma Angle		180	
Measurement Distance		0.00		Measurement Flux		320 lm	
LED Flux=907lm LED Power=8W Eff=35% EfcLed=113lm/W EfcLum=36lm/W CCT=4000K Ra=90 SDCM=2 L70(6K)=50000h							
C.I.E.	99	100	100	100		D DIN 5040	A60
F UTE	--					B NBN	BZ 1

Width at 50.00 % of Max Intensity

H[m]	1.00	2.00	3.00	4.00	5.00	H[m]	1.00	2.00	3.00	4.00	5.00
OA	0.23	0.45	0.68	0.90	1.13	OC	0.23	0.45	0.68	0.90	1.13
OB	0.23	0.45	0.68	0.90	1.13	OD	0.23	0.45	0.68	0.90	1.13

	Luminous Intensities [cd/klm]										
	0	5	15	25	35	45	55	65	75	85	
OA	1358.32	1208.26	513.20	113.70	21.60	4.36	0.87	0.33	0.00	0.00	
OB	1358.32	1208.26	513.20	113.70	21.60	4.36	0.87	0.33	0.00	0.00	
OC	1358.32	1208.26	513.20	113.70	21.60	4.36	0.87	0.33	0.00	0.00	
OD	1358.32	1208.26	513.20	113.70	21.60	4.36	0.87	0.33	0.00	0.00	



H[m]	D[m]	Max lux	Med lux	Alpha=12.7°+12.7°	G=0.0
1.00	0.45	1358	843		
2.00	0.90	340	211		
3.00	1.35	151	94		
4.00	1.80	85	53		
5.00	2.25	54	34		