

Luminaire

Code AP50301
Name VECTOR 40 RECESSED 930 WF BCO

Measurem.

Code FTS1900867
Name VECTOR 40 RECESSED 930 WF BCO

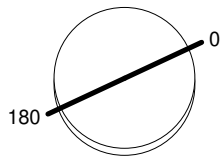
Luminaire Flux	528.75 lm	Luminaire Power	8.00 W	Efficacy	66.09 lm/W	Efficiency	100.00%
Lamps Flux	528.75 lm	Maximum value	3590.26 cd/klm	Position	C=0.00 G=0.00	CG	Rotosymmetrical
Round Luminaire Round Luminous Area		Diam. Diam.	40 mm 33 mm	Height Height	105 mm 0 mm		
Horizontal Luminous Area Emitting area on Plane 0° Emitting area on Plane 90°		0.000855 m2 0.000000 m2 0.000000 m2		Emitting area on Plane 180° Emitting area on Plane 270° Glare area at 76°		0.000000 m2 0.000000 m2 0.000207 m2	
Coordinate system Date Measurement Distance		CG 24-10-2017 0.00		Symmetry Type Maximum Gamma Angle Measurement Flux		Rotosymmetrical 180 528.75 lm	

LED Flux=846,4lm LED Power=8W Eff=62% EfcLed=106lm/W EfcLum=66lm/W CCT=3000K Ra=90 SDCM=2 L70(6K)=50000h

C.I.E. 98 100 100 100 100
F UTE --

D DIN 5040
B NBN
A60
BZ 1

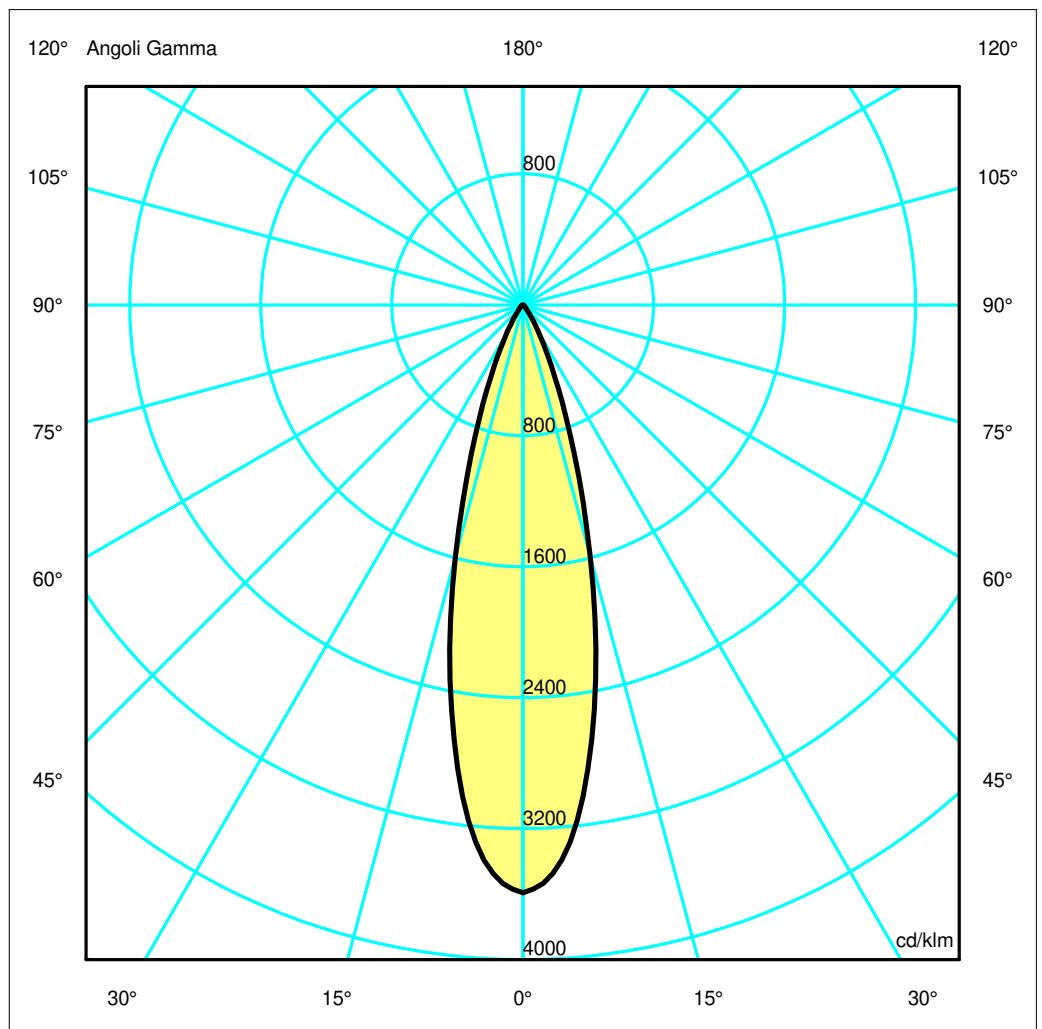
Diam=40mm



Semipiani C

180.0 ——— 0.0

ULOR 0.00 %
DLOR 100.00 %
RN 0.00 %



Luminaire

Code AP50301
Name VECTOR 40 RECESSED 930 WF BCO

Measurerm.

Code FTS1900867
Name VECTOR 40 RECESSED 930 WF BCO

Luminaire Flux	528.75 lm	Luminaire Power	8.00 W	Efficacy	66.09 lm/W	Efficiency	100.00%
Lamps Flux	528.75 lm	Maximum value	3590.26 cd/klm	Position	C=0.00 G=0.00	CG	Rotosymmetrical
Round Luminaire		Diam.	40 mm	Height	105 mm		
Round Luminous Area		Diam.	33 mm	Height	0 mm		
Horizontal Luminous Area	0.000855 m2			Emitting area on Plane 180°		0.000000 m2	
Emitting area on Plane 0°	0.000000 m2			Emitting area on Plane 270°		0.000000 m2	
Emitting area on Plane 90°	0.000000 m2			Glare area at 76°		0.000207 m2	
Coordinate system	CG			Symmetry Type		Rotosymmetrical	
Date	24-10-2017			Maximum Gamma Angle		180	
Measurement Distance	0.00			Measurement Flux		528.75 lm	

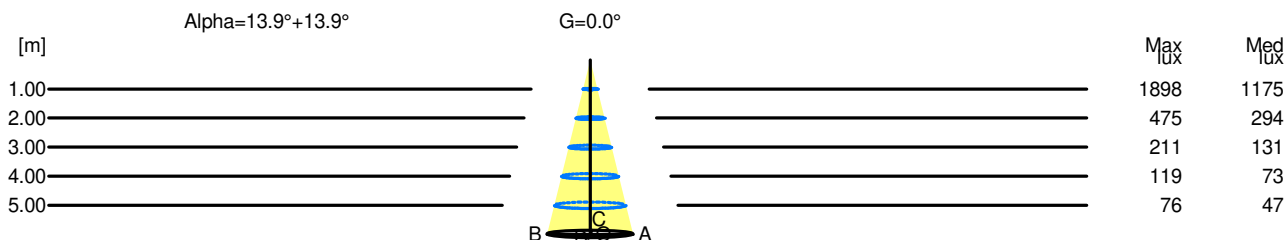
LED Flux=846,4lm LED Power=8W Eff=62% EfcLed=106lm/W EfcLum=66lm/W CCT=3000K Ra=90 SDCM=2 L70(6K)=50000h

C.I.E.	98	100	100	100	100	D DIN 5040	A60
F UTE	--					B NBN	BZ 1

Width at 50.00 % of Max Intensity

H[m]	1.00	2.00	3.00	4.00	5.00	H[m]	1.00	2.00	3.00	4.00	5.00
OA	0.25	0.49	0.74	0.99	1.24	OC	0.25	0.49	0.74	0.99	1.24
OB	0.25	0.49	0.74	0.99	1.24	OD	0.25	0.49	0.74	0.99	1.24

	Luminous Intensities [cd/klm]									
	0	5	15	25	35	45	55	65	75	85
OA	1898.35	1742.75	841.13	218.61	44.72	9.90	2.53	0.43	0.00	0.00
OB	1898.35	1742.75	841.13	218.61	44.72	9.90	2.53	0.43	0.00	0.00
OC	1898.35	1742.75	841.13	218.61	44.72	9.90	2.53	0.43	0.00	0.00
OD	1898.35	1742.75	841.13	218.61	44.72	9.90	2.53	0.43	0.00	0.00



H[m]	D[m]	Max lux	Med lux	Alpha=13.9°+13.9°	G=0.0
1.00	0.49	1898	1175		
2.00	0.99	475	294		
3.00	1.48	211	131		
4.00	1.98	119	73		
5.00	2.47	76	47		