

## Luminaire

Code AQ40404  
Name A.24 SOSP. BINARIO MAGNETICO + INDIRETTA 3000K 2352mm BLACK

## Measurement

Code FTS2300181  
Name A.24 SOSP. BINARIO MAGNETICO + INDIRETTA 3000K 2352mm BLACK


Luminaire Flux	2939 lm	Luminaire Power	29.0 W	Efficacy	101.345 lm/W	Efficiency	100.00%
Source Flux	2939 lm	Maximum value	528.26 cd/klm	Position	C=0.00 G=180.00	CG	Double Symmetrical
Rectangular Luminaire		Length	2352 mm	Width	27 mm	Height	55 mm
Rectangular Luminous Area		Length	1300 mm	Width	22 mm	Height	0 mm
Horizontal Luminous Area		0.028600 m2		Emitting area on Plane 180°	0.000000 m2		
Emitting area on Plane 0°		0.000000 m2		Emitting area on Plane 270°	0.000000 m2		
Emitting area on Plane 90°		0.000000 m2		Glare area at 76°	0.006919 m2		
Coordinate system		CG		Symmetry Type	Double Symmetrical		
Date		20-09-2023		Maximum Gamma Angle	180		
Measurement Distance		0.00		Measurement Flux	2939 lm		

LED Flux=4976lm LED Power=27W Eff=59% EfcLed=187lm/W EfcLum=101lm/W CCT=3000K Ra=90 R9=50 SDCM=3 L70(17k)=102000h

C.I.E. 0 0 0 0 100  
F UTE 1.00 T

D DIN 5040 --  
B NBN BZ 10

2352mm x 27mm



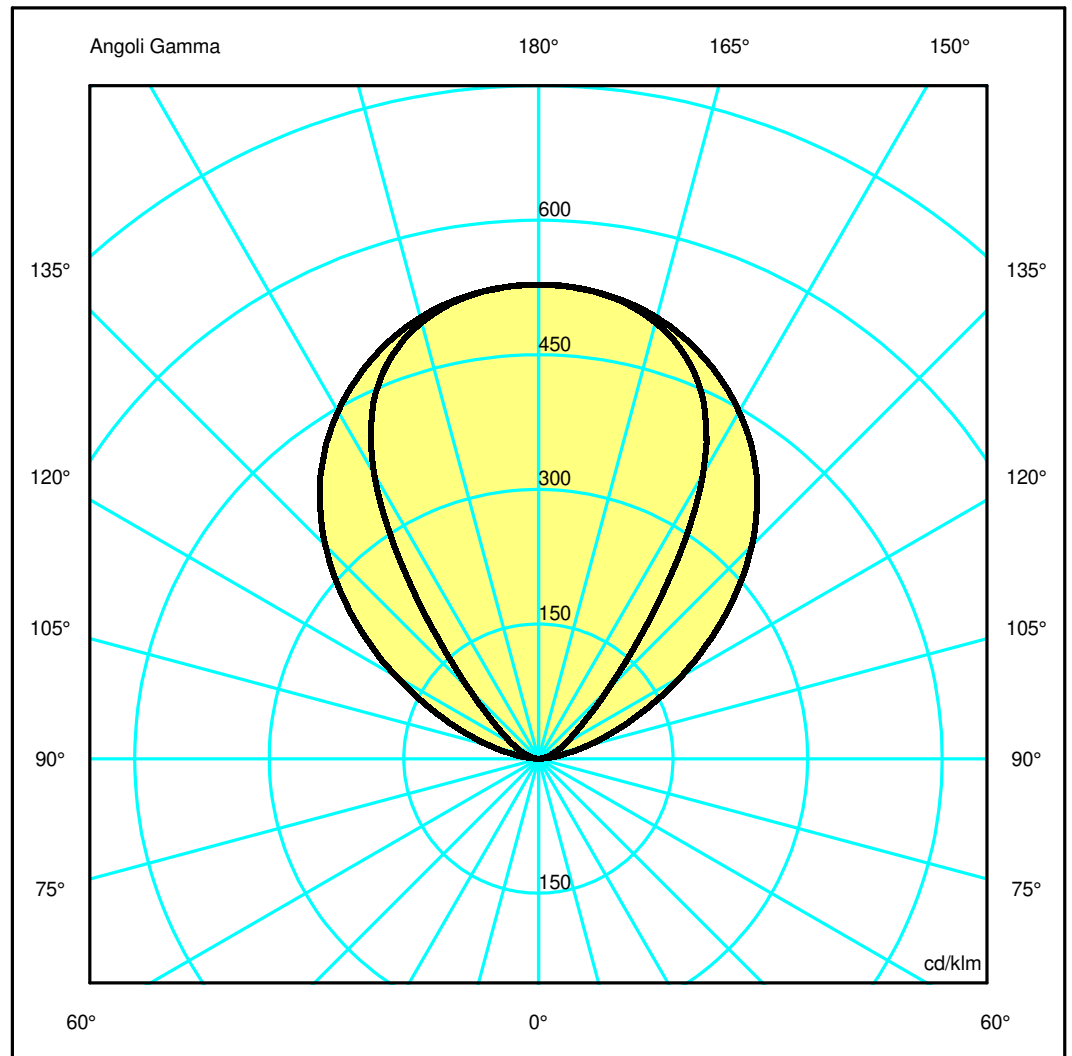
Semipiani C

180.0 — 0.0  
270.0 — 90.0

ULOR 99.99 %

DLOR 0.01 %

RN 99.99 %



## Luminaire

Code AQ40404  
 Name A.24 SOSP. BINARIO MAGNETICO + INDIRETTA 3000K 2352mm BLACK

## Measurement

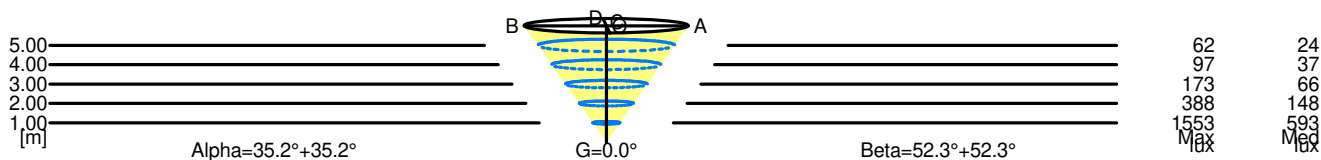
Code FTS2300181  
 Name A.24 SOSP. BINARIO MAGNETICO + INDIRETTA 3000K 2352mm BLACK

Luminaire Flux	2939 lm	Luminaire Power	29.0 W	Efficacy	101.345 lm/W	Efficiency	100.00%
Source Flux	2939 lm	Maximum value	528.26 cd/klm	Position	C=0.00 G=180.00	CG	Double Symmetrical
Rectangular Luminaire		Length	2352 mm	Width	27 mm	Height	55 mm
Rectangular Luminous Area		Length	1300 mm	Width	22 mm	Height	0 mm
Horizontal Luminous Area	0.028600 m2			Emitting area on Plane 180°	0.000000 m2		
Emitting area on Plane 0°	0.000000 m2			Emitting area on Plane 270°	0.000000 m2		
Emitting area on Plane 90°	0.000000 m2			Glare area at 76°	0.006919 m2		
Coordinate system	CG			Symmetry Type	Double Symmetrical		
Date	20-09-2023			Maximum Gamma Angle	180		
Measurement Distance	0.00			Measurement Flux	2939 lm		
LED Flux=4976lm LED Power=27W Eff=59% EfcLed=187lm/W EfcLum=101lm/W CCT=3000K Ra=90 R9=50 SDCM=3 L70(17k)=102000h							
C.I.E.	0 0 0 0 100			D DIN 5040	--		
F UTE	1.00 T			B NBN	BZ 10		

Width at 50.00 % of Max Intensity

H[m]	1.00	2.00	3.00	4.00	5.00	H[m]	1.00	2.00	3.00	4.00	5.00
OA	0.71	1.41	2.12	2.83	3.53	OC	1.29	2.59	3.88	5.17	6.47
OB	0.71	1.41	2.12	2.83	3.53	OD	1.29	2.59	3.88	5.17	6.47

	Luminous Intensities [ cd/klm]									
	0	5	15	25	35	45	55	65	75	85
OA	1552.57	1546.80	1478.65	1282.14	791.46	320.32	143.62	73.61	32.53	7.31
OB	1552.57	1546.80	1478.65	1282.14	791.46	320.32	143.62	73.61	32.53	7.31
OC	1552.57	1545.02	1496.03	1387.67	1223.87	988.29	693.68	393.92	167.03	29.63
OD	1552.57	1545.02	1496.03	1387.67	1223.87	988.29	693.68	393.92	167.03	29.63



5.00	7.07	62	24		
4.00	5.65	97	37		
3.00	4.24	173	66		
2.00	2.83	388	148		
1.00	1.41	1553	593		
H[m]	D[m]	Max lux	Med lux	Alpha=35.2°+35.2°	G=0.0

5.00	12.94	62	24		
4.00	10.35	97	37		
3.00	7.76	173	66		
2.00	5.17	388	148		
1.00	2.59	1553	593		
H[m]	D[m]	Max lux	Med lux	Beta=52.3°+52.3°	G=0.0