

## Luminaire

Code AQ20201+AQ90XXX  
 Name A.24 INCAS. MODULO DIFF. 3000K 2352mm WHITE + A.24 SCHERMO DIFF. OPALINO FLESSIB.

## Measurement

Code FTS2300171  
 Name A.24 INCAS. MODULO DIFF. 3000K 2352mm WHITE + A.24 SCHERMO DIFF. OPALINO FLESSIB.


Luminaire Flux	6029 lm	Luminaire Power	58.0 W	Efficacy	103.948 lm/W	Efficiency	100.00%
Source Flux	6029 lm	Maximum value	360.33 cd/klm	Position	C=0.00 G=0.00	CG	Double Symmetrical
Rectangular Luminaire		Length	2352 mm	Width	27 mm	Height	55 mm
Rectangular Luminous Area		Length	2352 mm	Width	22 mm	Height	0 mm
Horizontal Luminous Area		0.051744 m <sup>2</sup>		Emitting area on Plane 180°		0.000000 m <sup>2</sup>	
Emitting area on Plane 0°		0.000000 m <sup>2</sup>		Emitting area on Plane 270°		0.000000 m <sup>2</sup>	
Emitting area on Plane 90°		0.000000 m <sup>2</sup>		Glare area at 76°		0.012518 m <sup>2</sup>	
Coordinate system		CG		Symmetry Type		Double Symmetrical	
Date		20-09-2023		Maximum Gamma Angle		180	
Measurement Distance		0.00		Measurement Flux		6029 lm	

LED Flux=9952lm LED Power=53W Eff=61% EfcLed=187lm/W EfcLum=104lm/W CCT=3000K Ra=90 R9=50 SDCM=3 L70(17k)=102000h

C.I.E. 48 79 96 100 100  
 F UTE 1.00 E

D DIN 5040  
 B NBN  
 A30  
 BZ 4

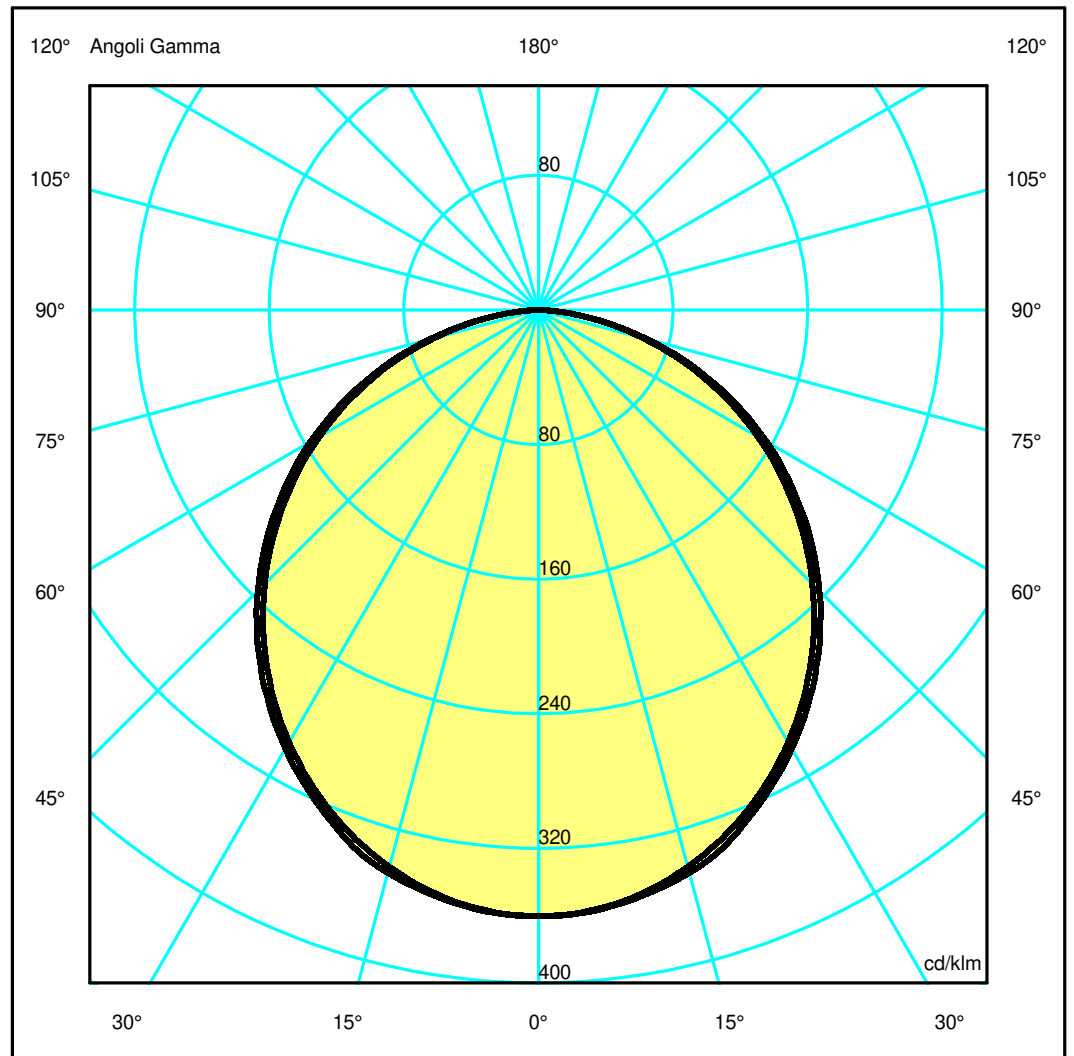
2352mm x 27mm



Sempiani C

180.0 — 0.0  
 270.0 — 90.0

ULOR 0.01 %  
 DLOR 99.99 %  
 RN 0.01 %



## Luminaire

Code AQ20201+AQ90XXX  
 Name A.24 INCAS. MODULO DIFF. 3000K 2352mm WHITE + A.24 SCHERMO DIFF. OPALINO FLESSIB.

## Measurement

Code FTS2300171  
 Name A.24 INCAS. MODULO DIFF. 3000K 2352mm WHITE + A.24 SCHERMO DIFF. OPALINO FLESSIB.

Luminaire Flux	6029 lm	Luminaire Power	58.0 W	Efficacy	103.948 lm/W	Efficiency	100.00%
Source Flux	6029 lm	Maximum value	360.33 cd/klm	Position	C=0.00 G=0.00	CG	Double Symmetrical
Rectangular Luminaire		Length	2352 mm	Width	27 mm	Height	55 mm
Rectangular Luminous Area		Length	2352 mm	Width	22 mm	Height	0 mm
Horizontal Luminous Area	0.051744 m <sup>2</sup>			Emitting area on Plane 180°		0.000000 m <sup>2</sup>	
Emitting area on Plane 0°	0.000000 m <sup>2</sup>			Emitting area on Plane 270°		0.000000 m <sup>2</sup>	
Emitting area on Plane 90°	0.000000 m <sup>2</sup>			Glare area at 76°		0.012518 m <sup>2</sup>	
Coordinate system	CG			Symmetry Type		Double Symmetrical	
Date	20-09-2023			Maximum Gamma Angle		180	
Measurement Distance	0.00			Measurement Flux		6029 lm	

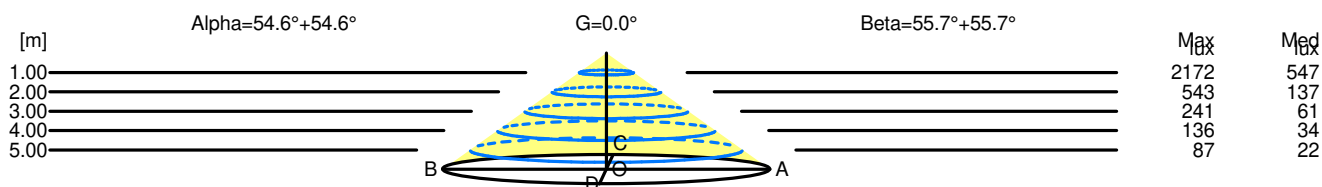
LED Flux=9952lm LED Power=53W Eff=61% EfcLed=187lm/W EfcLum=104lm/W CCT=3000K Ra=90 R9=50 SDCM=3 L70(17k)=102000h

C.I.E.	48 79 96 100 100	D DIN 5040	A30
F UTE	1.00 E	B NBN	BZ 4

Width at 50.00 % of Max Intensity

H[m]	1.00	2.00	3.00	4.00	5.00	H[m]	1.00	2.00	3.00	4.00	5.00
OA	1.41	2.82	4.22	5.63	7.04	OC	1.47	2.94	4.40	5.87	7.34
OB	1.41	2.82	4.22	5.63	7.04	OD	1.47	2.94	4.40	5.87	7.34

	Luminous Intensities [ cd/klm ]									
	0	5	15	25	35	45	55	65	75	85
OA	2172.45	2158.81	2065.85	1896.91	1668.26	1387.20	1074.68	734.95	388.26	87.96
OB	2172.45	2158.81	2065.85	1896.91	1668.26	1387.20	1074.68	734.95	388.26	87.96
OC	2172.45	2163.43	2086.97	1920.88	1694.92	1422.74	1110.65	765.86	403.50	83.25
OD	2172.45	2163.43	2086.97	1920.88	1694.92	1422.74	1110.65	765.86	403.50	83.25



H[m]	D[m]	Max lux	Med lux	Alpha=54.6°+54.6°	G=0.0
1.00	2.82	2172	547		
2.00	5.63	543	137		
3.00	8.45	241	61		
4.00	11.26	136	34		
5.00	14.08	87	22		

H[m]	D[m]	Max lux	Med lux	Beta=55.7°+55.7°	G=0.0
1.00	2.94	2172	547		
2.00	5.87	543	137		
3.00	8.81	241	61		
4.00	11.74	136	34		
5.00	14.68	87	22		