

## Luminaire

Code AQ41101+AQ16XXX  
 Name A.24 SOSP. MODULO DIR. DIFF. 4000K 1176mm WHITE + A.24 SCHERMO DIFF. OPALINO

## Measurement

Code FTS1800689-A  
 Name A.24 SOSP. MODULO DIR. DIFF. 4000K 1176mm WHITE + A.24 SCHERMO DIFF. OPALINO

Luminaire Flux	3418 lm	Luminaire Power	29.0 W	Efficacy	117.862 lm/W	Efficiency	100.00%
Source Flux	3418 lm	Maximum value	347.31 cd/klm	Position	C=0.00 G=0.00	CG	Double Symmetrical
Rectangular Luminaire		Length	1176 mm	Width	27 mm	Height	55 mm
Rectangular Luminous Area		Length	1176 mm	Width	22 mm	Height	0 mm
Horizontal Luminous Area		0.025872 m2		Emitting area on Plane 180°	0.000000 m2		
Emitting area on Plane 0°		0.000000 m2		Emitting area on Plane 270°	0.000000 m2		
Emitting area on Plane 90°		0.000000 m2		Glare area at 76°	0.006259 m2		
Coordinate system		CG		Symmetry Type	Double Symmetrical		
Date		20-09-2023		Maximum Gamma Angle	180		
Measurement Distance		0.00		Measurement Flux	3418 lm		


LED Flux=4976lm LED Power=27W Eff=69% EfcLed=187lm/W EfcLum=118lm/W CCT=4000K Ra=90 R9=50 SDCM=3 L70(17k)=102000h

C.I.E. 47 78 95 100 100  
 F UTE 1.00 E

D DIN 5040  
 B NBN

A30  
 BZ 5

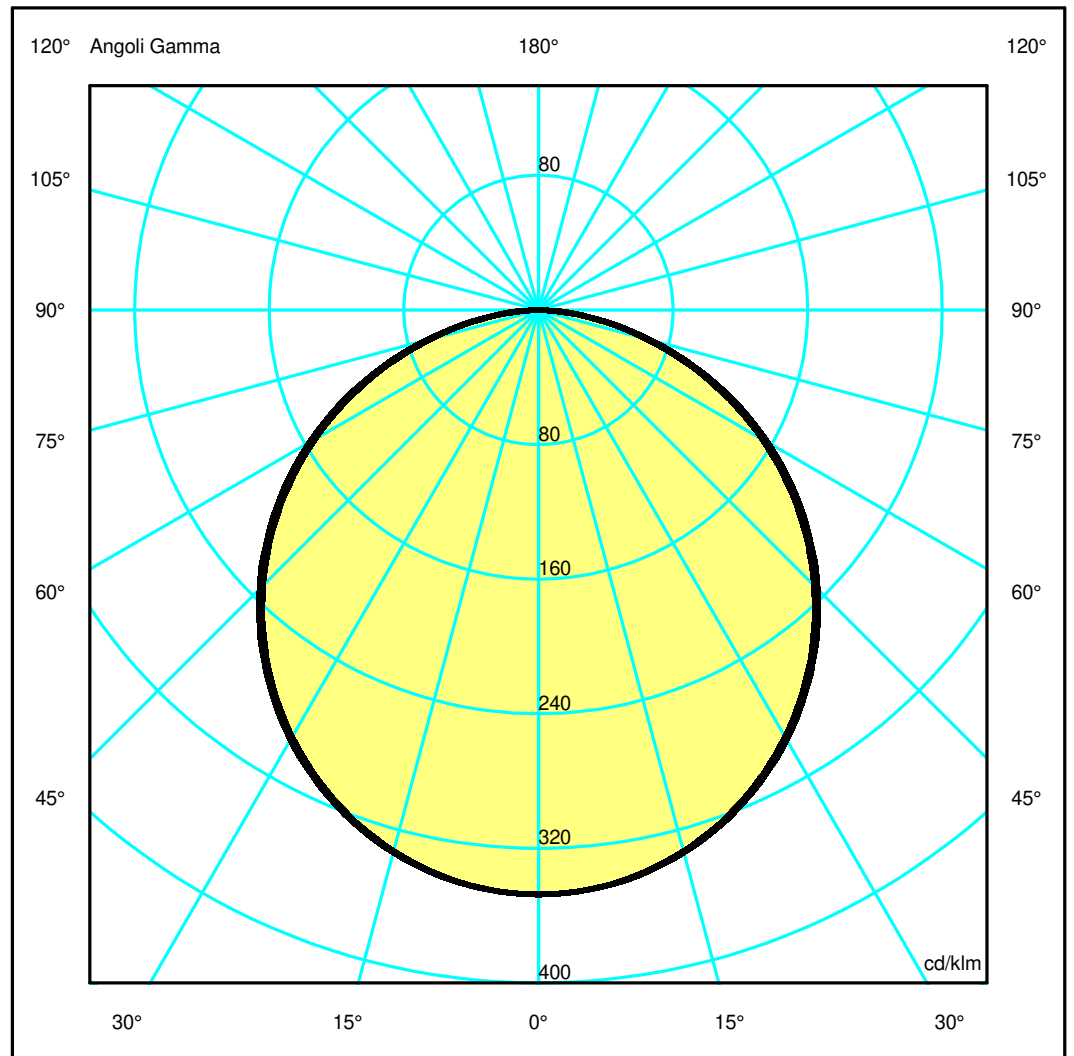
1176mm x 27mm



Sempiani C

180.0 ——— 0.0  
 270.0 ——— 90.0

ULOR 0.01 %  
 DLOR 99.99 %  
 RN 0.01 %



## Luminaire

Code AQ41101+AQ16XXX  
 Name A.24 SOSP. MODULO DIR. DIFF. 4000K 1176mm WHITE + A.24 SCHERMO DIFF. OPALINO

## Measurment.

Code FTS1800689-A  
 Name A.24 SOSP. MODULO DIR. DIFF. 4000K 1176mm WHITE + A.24 SCHERMO DIFF. OPALINO

Luminaire Flux	3418 lm	Luminaire Power	29.0 W	Efficacy	117.862 lm/W	Efficiency	100.00%
Source Flux	3418 lm	Maximum value	347.31 cd/klm	Position	C=0.00 G=0.00	CG	Double Symmetrical
Rectangular Luminaire		Length	1176 mm	Width	27 mm	Height	55 mm
Rectangular Luminous Area		Length	1176 mm	Width	22 mm	Height	0 mm
Horizontal Luminous Area		0.025872 m2		Emitting area on Plane 180°		0.000000 m2	
Emitting area on Plane 0°		0.000000 m2		Emitting area on Plane 270°		0.000000 m2	
Emitting area on Plane 90°		0.000000 m2		Glare area at 76°		0.006259 m2	
Coordinate system		CG		Symmetry Type		Double Symmetrical	
Date		20-09-2023		Maximum Gamma Angle		180	
Measurement Distance		0.00		Measurement Flux		3418 lm	

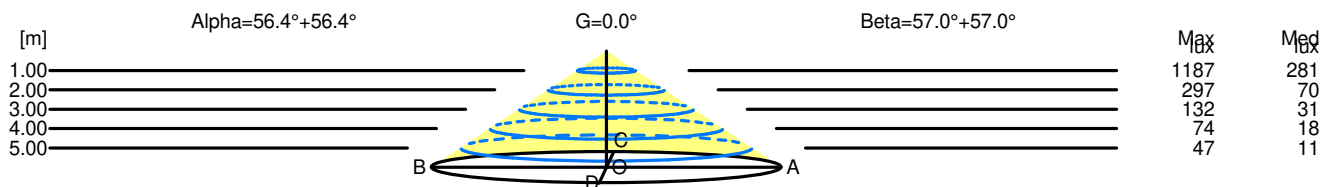
LED Flux=4976lm LED Power=27W Eff=69% EfcLed=187lm/W EfcLum=118lm/W CCT=4000K Ra=90 R9=50 SDCM=3 L70(17k)=102000h

C.I.E.	47 78 95 100 100	D DIN 5040	A30
F UTE	1.00 E	B NBN	BZ 5

Width at 50.00 % of Max Intensity

H[m]	1.00	2.00	3.00	4.00	5.00	H[m]	1.00	2.00	3.00	4.00	5.00
OA	1.51	3.01	4.52	6.02	7.53	OC	1.54	3.08	4.62	6.16	7.70
OB	1.51	3.01	4.52	6.02	7.53	OD	1.54	3.08	4.62	6.16	7.70

	Luminous Intensities [ cd/klm]									
	0	5	15	25	35	45	55	65	75	85
OA	1187.11	1181.65	1138.11	1055.43	939.25	792.20	617.91	428.78	227.67	55.97
OB	1187.11	1181.65	1138.11	1055.43	939.25	792.20	617.91	428.78	227.67	55.97
OC	1187.11	1181.79	1140.46	1061.46	946.05	801.50	631.18	438.45	233.37	61.64
OD	1187.11	1181.79	1140.46	1061.46	946.05	801.50	631.18	438.45	233.37	61.64



H[m]	D[m]	Max lux	Med lux	Alpha=56.4°+56.4°	G=0.0
1.00	3.01	1187	281		
2.00	6.02	297	70		
3.00	9.03	132	31		
4.00	12.04	74	18		
5.00	15.05	47	11		

H[m]	D[m]	Max lux	Med lux	Beta=57.0°+57.0°	G=0.0
1.00	3.08	1187	281		
2.00	6.16	297	70		
3.00	9.24	132	31		
4.00	12.32	74	18		
5.00	15.40	47	11		