

Luminaire

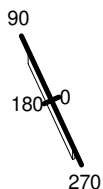
Code AQ46004+AQ90XXX
 Name A.24 SOSP. MODULO DIR.+IND. DIFF. 3000K 1176mm BLACK + A.24 SCHERMO DIFF. OPALINO FLESSIB.

Measurement

Code FTS2300179
 Name A.24 SOSP. MODULO DIR.+IND. DIFF. 3000K 1176mm BLACK + A.24 SCHERMO DIFF. OPALINO FLESSIB.

Luminaire Flux	3837 lm	Luminaire Power	43.0 W	Efficacy	89.233 lm/W	Efficiency	100.00%
Source Flux	3837 lm	Maximum value	225.67 cd/klm	Position	C=60.00 G=1.00	CG	Double Symmetrical
Rectangular Luminaire		Length	1176 mm	Width	27 mm	Height	55 mm
Rectangular Luminous Area		Length	1176 mm	Width	22 mm	Height	0 mm
Horizontal Luminous Area		0.025872 m ²		Emitting area on Plane 180°		0.000000 m ²	
Emitting area on Plane 0°		0.000000 m ²		Emitting area on Plane 270°		0.000000 m ²	
Emitting area on Plane 90°		0.000000 m ²		Glare area at 76°		0.006259 m ²	
Coordinate system		CG		Symmetry Type		Double Symmetrical	
Date		20-09-2023		Maximum Gamma Angle		180	
Measurement Distance		0.00		Measurement Flux		3837 lm	
LED Flux=7464lm LED Power=40W Eff=51% EfcLed=187lm/W EfcLum=89lm/W CCT=3000K Ra=90 R9=50 SDCM=3 L70(17k)=102000h							
C.I.E.	48 79 96 62 100			D DIN 5040	B31		
F UTE	0.62 E + 0.38 T			B NBN	BZ 4		

1176mm x 27mm



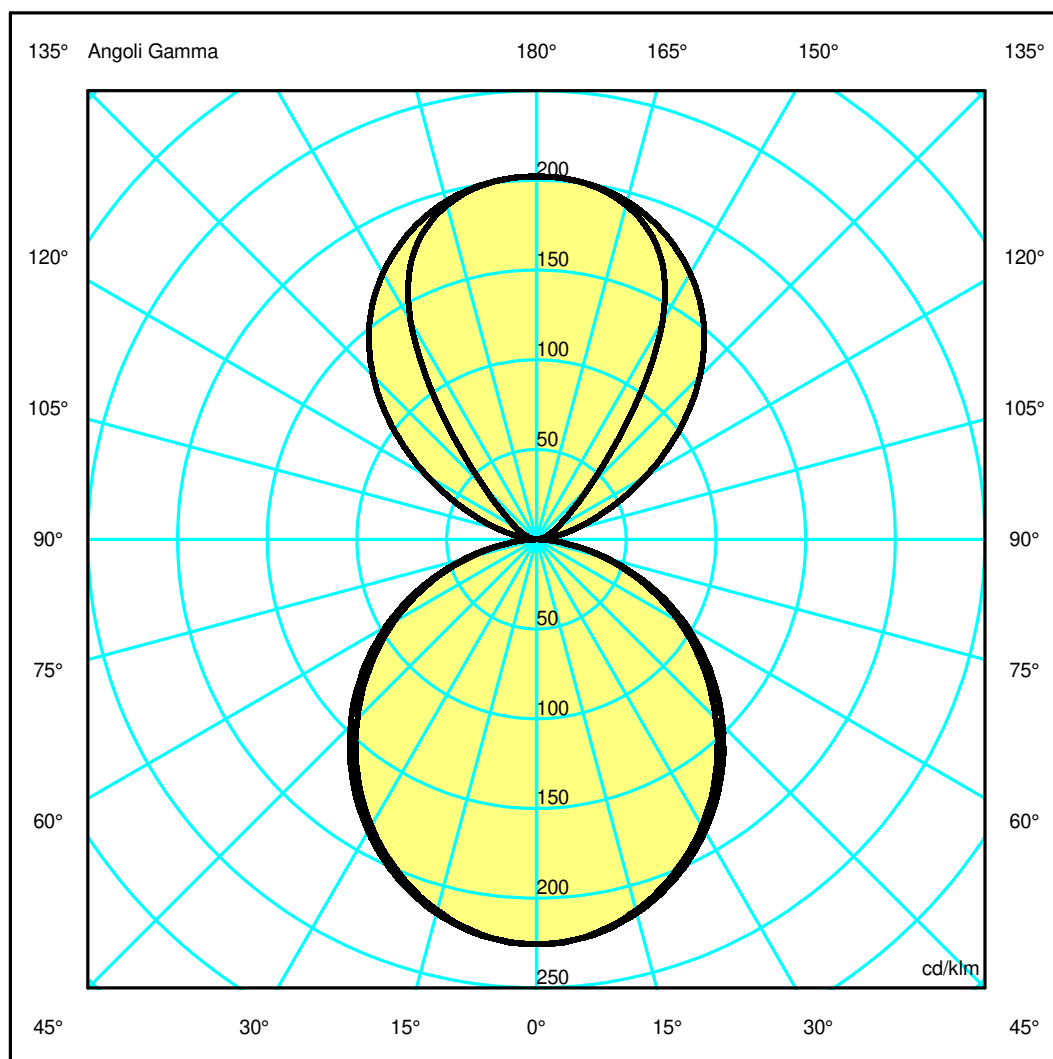
Semipiani C

180.0 ——— 0.0
 270.0 ——— 90.0

ULOR 38.30 %

DLOR 61.70 %

RN 38.30 %



Luminaire

Code AQ46004+AQ90XXX
 Name A.24 SOSP. MODULO DIR.+IND. DIFF. 3000K 1176mm BLACK + A.24 SCHERMO DIFF. OPALINO FLESSIB.

Measurment.

Code FTS2300179
 Name A.24 SOSP. MODULO DIR.+IND. DIFF. 3000K 1176mm BLACK + A.24 SCHERMO DIFF. OPALINO FLESSIB.

Luminaire Flux	3837 lm	Luminaire Power	43.0 W	Efficacy	89.233 lm/W	Efficiency	100.00%
Source Flux	3837 lm	Maximum value	225.67 cd/klm	Position	C=60.00 G=1.00	CG	Double Symmetrical
Rectangular Luminaire		Length	1176 mm	Width	27 mm	Height	55 mm
Rectangular Luminous Area		Length	1176 mm	Width	22 mm	Height	0 mm
Horizontal Luminous Area		0.025872 m2		Emitting area on Plane 180°		0.000000 m2	
Emitting area on Plane 0°		0.000000 m2		Emitting area on Plane 270°		0.000000 m2	
Emitting area on Plane 90°		0.000000 m2		Glare area at 76°		0.006259 m2	
Coordinate system		CG		Symmetry Type		Double Symmetrical	
Date		20-09-2023		Maximum Gamma Angle		180	
Measurement Distance		0.00		Measurement Flux		3837 lm	

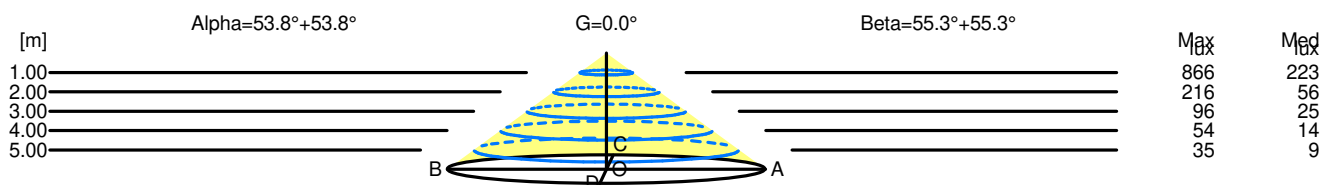
LED Flux=7464lm LED Power=40W Eff=51% EfcLed=187lm/W EfcLum=89lm/W CCT=3000K Ra=90 R9=50 SDCM=3 L70(17k)=102000h

C.I.E.	48 79 96 62 100	D DIN 5040	B31
F UTE	0.62 E + 0.38 T	B NBN	BZ 4

Width at 50.00 % of Max Intensity

H[m]	1.00	2.00	3.00	4.00	5.00	H[m]	1.00	2.00	3.00	4.00	5.00
OA	1.37	2.74	4.10	5.47	6.84	OC	1.45	2.89	4.34	5.78	7.23
OB	1.37	2.74	4.10	5.47	6.84	OD	1.45	2.89	4.34	5.78	7.23

	Luminous Intensities [cd/klm]									
	0	5	15	25	35	45	55	65	75	85
OA	865.87	860.09	821.19	750.98	657.06	541.36	418.00	285.57	149.63	33.20
OB	865.87	860.09	821.19	750.98	657.06	541.36	418.00	285.57	149.63	33.20
OC	865.87	861.12	826.85	762.70	672.63	561.87	436.88	302.12	156.57	31.69
OD	865.87	861.12	826.85	762.70	672.63	561.87	436.88	302.12	156.57	31.69



H[m]	D[m]	Max lux	Med lux	Alpha=53.8°+53.8°	G=0.0
1.00	2.74	866	223		
2.00	5.47	216	56		
3.00	8.21	96	25		
4.00	10.94	54	14		
5.00	13.68	35	9		

H[m]	D[m]	Max lux	Med lux	Beta=55.3°+55.3°	G=0.0
1.00	2.89	866	223		
2.00	5.78	216	56		
3.00	8.68	96	25		
4.00	11.57	54	14		
5.00	14.46	35	9		