

Luminaire

Code AQ46201+AQ16XXX
 Name A.24 SOSP. MODULO DIR.+IND. DIFF. 3000K 2352mm WHITE + A.24 SCHERMO DIFF. OPALINO

Measurement

Code FTS1800735-A
 Name A.24 SOSP. MODULO DIR.+IND. DIFF. 3000K 2352mm WHITE + A.24 SCHERMO DIFF. OPALINO

Luminaire Flux	10427 lm	Luminaire Power	87.0 W	Efficacy	119.851 lm/W	Efficiency	100.00%
Source Flux	10427 lm	Maximum value	227.68 cd/klm	Position	C=0.00 G=0.00	CG	Double Symmetrical
Rectangular Luminaire		Length	2352 mm	Width	27 mm	Height	55 mm
Rectangular Luminous Area		Length	2352 mm	Width	22 mm	Height	0 mm
Horizontal Luminous Area		0.051744 m ²		Emitting area on Plane 180°		0.000000 m ²	
Emitting area on Plane 0°		0.000000 m ²		Emitting area on Plane 270°		0.000000 m ²	
Emitting area on Plane 90°		0.000000 m ²		Glare area at 76°		0.012518 m ²	
Coordinate system		CG		Symmetry Type		Double Symmetrical	
Date		20-09-2023		Maximum Gamma Angle		180	
Measurement Distance		0.00		Measurement Flux		10427 lm	


LED Flux=14928lm LED Power=80W Eff=70% EfcLed=187lm/W EfcLum=120lm/W CCT=3000K Ra=90 R9=50 SDCM=3 L70(17k)=102000h

C.I.E. 47 78 95 66 100
 F UTE 0.66 E + 0.34 T

D DIN 5040
 B NBN

B31
 BZ 5

2352mm x 27mm



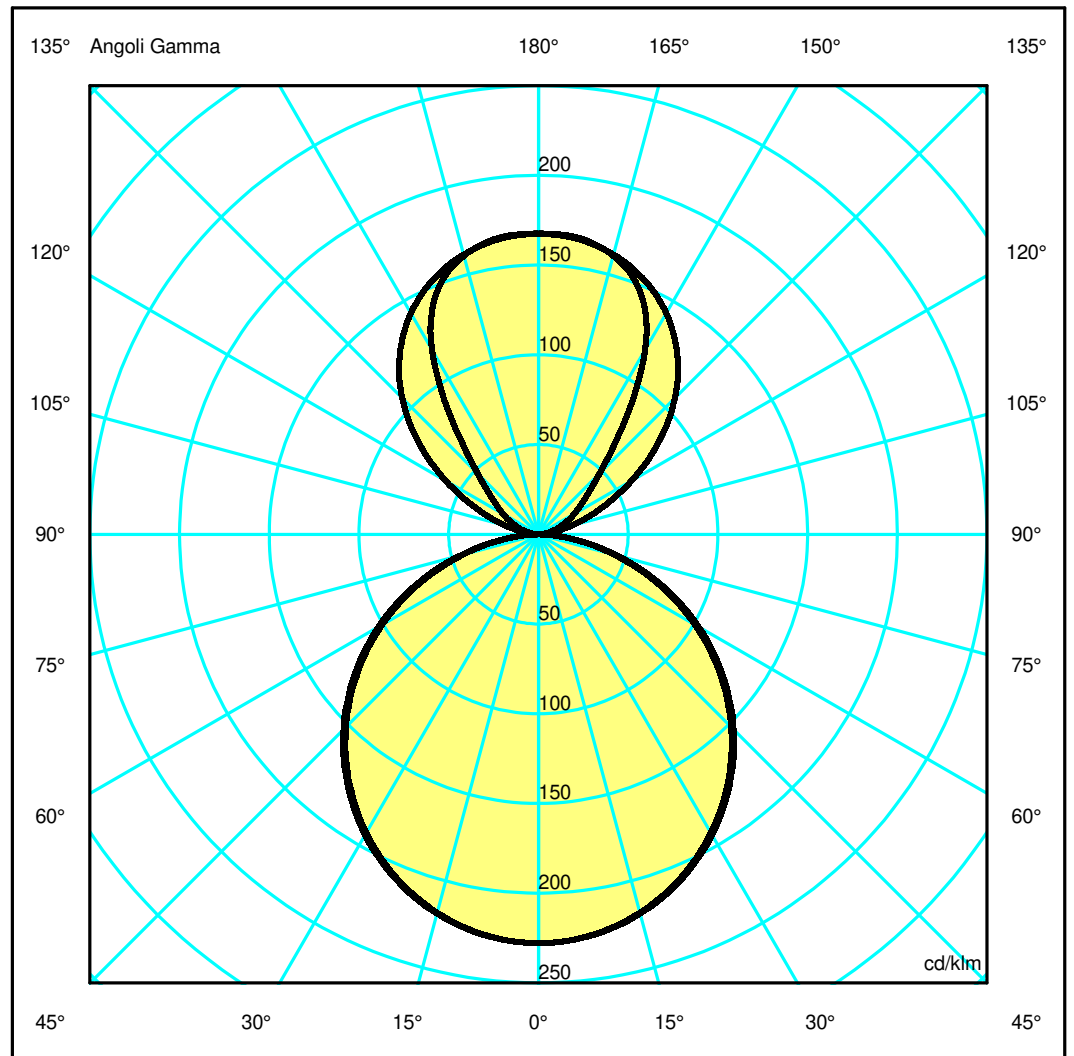
Semipiani C

180.0 — 0.0
 270.0 — 90.0

ULOR 34.45 %

DLOR 65.55 %

RN 34.45 %



Luminaire

Code AQ46201+AQ16XXX
 Name A.24 SOSP. MODULO DIR.+IND. DIFF. 3000K 2352mm WHITE + A.24 SCHERMO DIFF. OPALINO

Measurement

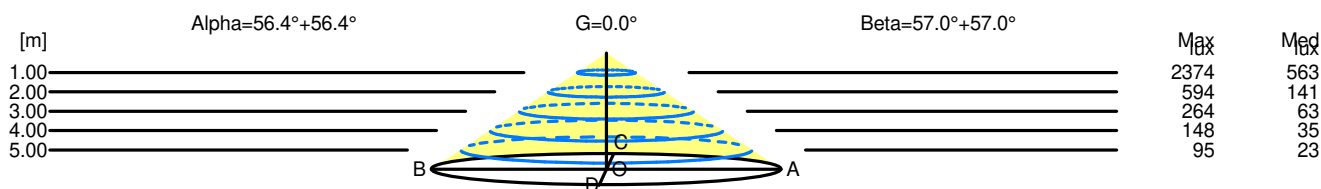
Code FTS1800735-A
 Name A.24 SOSP. MODULO DIR.+IND. DIFF. 3000K 2352mm WHITE + A.24 SCHERMO DIFF. OPALINO

Luminaire Flux	10427 lm	Luminaire Power	87.0 W	Efficacy	119.851 lm/W	Efficiency	100.00%
Source Flux	10427 lm	Maximum value	227.68 cd/klm	Position	C=0.00 G=0.00	CG	Double Symmetrical
Rectangular Luminaire		Length	2352 mm	Width	27 mm	Height	55 mm
Rectangular Luminous Area		Length	2352 mm	Width	22 mm	Height	0 mm
Horizontal Luminous Area		0.051744 m ²		Emitting area on Plane 180°		0.000000 m ²	
Emitting area on Plane 0°		0.000000 m ²		Emitting area on Plane 270°		0.000000 m ²	
Emitting area on Plane 90°		0.000000 m ²		Glare area at 76°		0.012518 m ²	
Coordinate system		CG		Symmetry Type		Double Symmetrical	
Date		20-09-2023		Maximum Gamma Angle		180	
Measurement Distance		0.00		Measurement Flux		10427 lm	
LED Flux=14928lm LED Power=80W Eff=70% EfcLed=187lm/W EfcLum=120lm/W CCT=3000K Ra=90 R9=50 SDCM=3 L70(17k)=102000h							
C.I.E.	47 78 95 66 100			D DIN 5040		B31	
F UTE	0.66 E + 0.34 T			B NBN		BZ 5	

Width at 50.00 % of Max Intensity

H[m]	1.00	2.00	3.00	4.00	5.00	H[m]	1.00	2.00	3.00	4.00	5.00
OA	1.51	3.01	4.52	6.02	7.53	OC	1.54	3.08	4.62	6.16	7.70
OB	1.51	3.01	4.52	6.02	7.53	OD	1.54	3.08	4.62	6.16	7.70

	Luminous Intensities [cd/klm]									
	0	5	15	25	35	45	55	65	75	85
OA	2374.06	2363.14	2276.07	2110.72	1878.38	1584.30	1235.74	857.50	455.32	111.93
OB	2374.06	2363.14	2276.07	2110.72	1878.38	1584.30	1235.74	857.50	455.32	111.93
OC	2374.06	2363.42	2280.77	2122.79	1891.98	1602.90	1262.27	876.84	466.72	123.27
OD	2374.06	2363.42	2280.77	2122.79	1891.98	1602.90	1262.27	876.84	466.72	123.27



H[m]	D[m]	Max lux	Med lux	Alpha=56.4°+56.4°	G=0.0
1.00	3.01	2374	563		
2.00	6.02	594	141		
3.00	9.03	264	63		
4.00	12.04	148	35		
5.00	15.05	95	23		

H[m]	D[m]	Max lux	Med lux	Beta=57.0°+57.0°	G=0.0
1.00	3.08	2374	563		
2.00	6.16	594	141		
3.00	9.24	264	63		
4.00	12.32	148	35		
5.00	15.40	95	23		