

Luminaire

Code AQ46304+AQ16XXX
 Name A.24 SOSP. MODULO DIR.+IND. DIFF. 4000K 2352mm BLACK + A.24 SCHERMO DIFF. OPALINO

Measurement

Code FTS2300192
 Name A.24 SOSP. MODULO DIR.+IND. DIFF. 4000K 2352mm BLACK + A.24 SCHERMO DIFF. OPALINO

Luminaire Flux	8624 lm	Luminaire Power	87.0 W	Efficacy	99.126 lm/W	Efficiency	100.00%
Source Flux	8624 lm	Maximum value	230.58 cd/klm	Position	C=90.00 G=1.00	CG	Double Symmetrical
Rectangular Luminaire		Length	2352 mm	Width	27 mm	Height	55 mm
Rectangular Luminous Area		Length	2352 mm	Width	22 mm	Height	0 mm
Horizontal Luminous Area		0.051744 m ²		Emitting area on Plane 180°		0.000000 m ²	
Emitting area on Plane 0°		0.000000 m ²		Emitting area on Plane 270°		0.000000 m ²	
Emitting area on Plane 90°		0.000000 m ²		Glare area at 76°		0.012518 m ²	
Coordinate system		CG		Symmetry Type		Double Symmetrical	
Date		20-09-2023		Maximum Gamma Angle		180	
Measurement Distance		0.00		Measurement Flux		8624 lm	


LED Flux=14928lm LED Power=80W Eff=58% EfcLed=187lm/W EfcLum=99lm/W CCT=4000K Ra=90 R9=50 SDCM=3 L70(17k)=102000h

C.I.E. 47 79 96 66 100
 F UTE 0.66 E + 0.34 T

D DIN 5040
 B NBN

B31
 BZ 5 / 2 / BZ 4

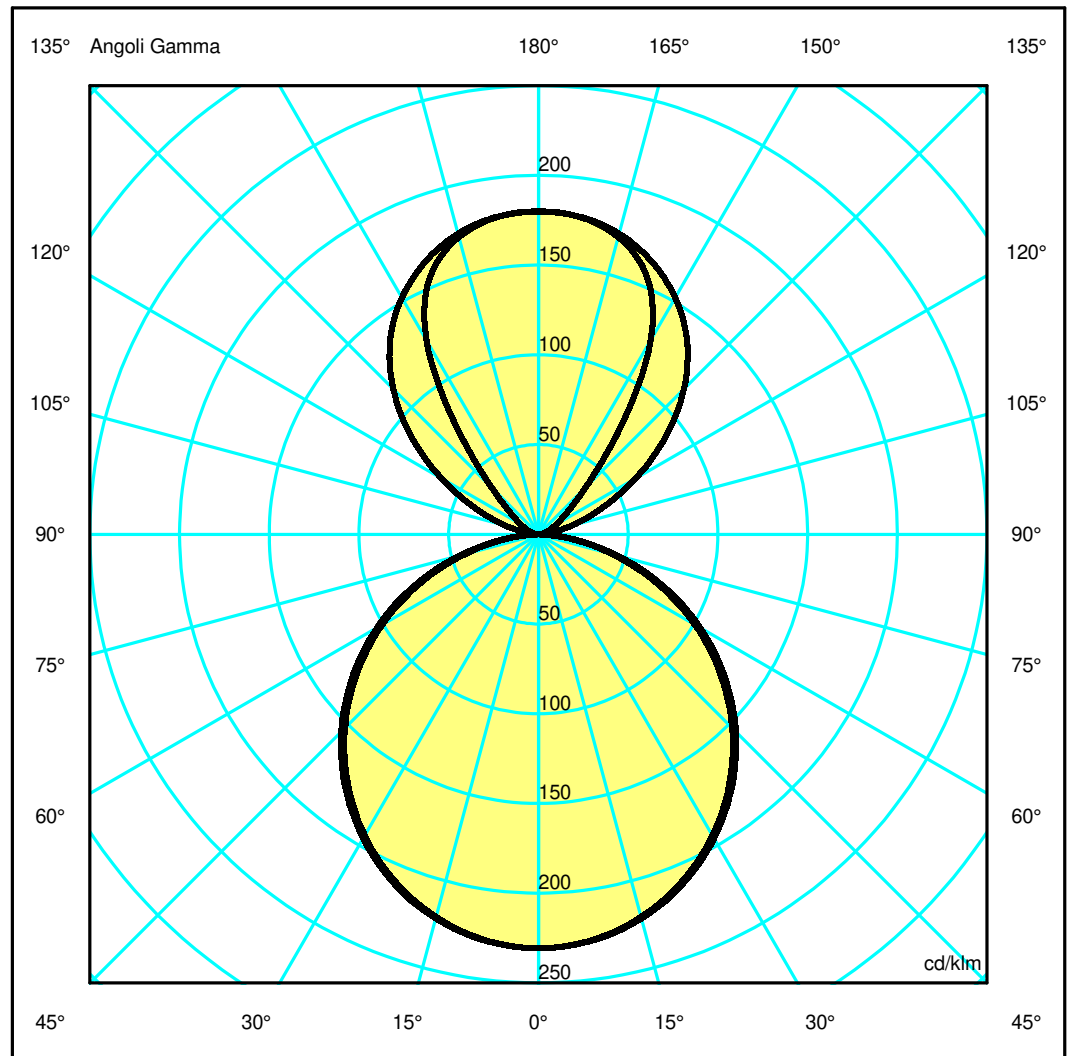
2352mm x 27mm



Semipiani C

180.0 — 0.0
 270.0 — 90.0

ULOR 34.08 %
 DLOR 65.92 %
 RN 34.08 %



Luminaire

Code AQ46304+AQ16XXX
 Name A.24 SOSP. MODULO DIR.+IND. DIFF. 4000K 2352mm BLACK + A.24 SCHERMO DIFF. OPALINO

Measurement

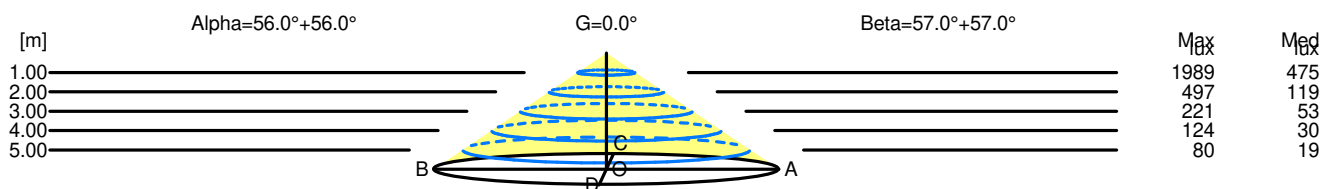
Code FTS2300192
 Name A.24 SOSP. MODULO DIR.+IND. DIFF. 4000K 2352mm BLACK + A.24 SCHERMO DIFF. OPALINO

Luminaire Flux	8624 lm	Luminaire Power	87.0 W	Efficacy	99.126 lm/W	Efficiency	100.00%
Source Flux	8624 lm	Maximum value	230.58 cd/klm	Position	C=90.00 G=1.00	CG	Double Symmetrical
Rectangular Luminaire		Length	2352 mm	Width	27 mm	Height	55 mm
Rectangular Luminous Area		Length	2352 mm	Width	22 mm	Height	0 mm
Horizontal Luminous Area		0.051744 m ²		Emitting area on Plane 180°		0.000000 m ²	
Emitting area on Plane 0°		0.000000 m ²		Emitting area on Plane 270°		0.000000 m ²	
Emitting area on Plane 90°		0.000000 m ²		Glare area at 76°		0.012518 m ²	
Coordinate system		CG		Symmetry Type		Double Symmetrical	
Date		20-09-2023		Maximum Gamma Angle		180	
Measurement Distance		0.00		Measurement Flux		8624 lm	
LED Flux=14928lm LED Power=80W Eff=58% EfcLed=187lm/W EfcLum=99lm/W CCT=4000K Ra=90 R9=50 SDCM=3 L70(17k)=102000h							
C.I.E.	47 79 96 66 100			D DIN 5040	B31		
F UTE	0.66 E + 0.34 T			B NBN	BZ 5 / 2 / BZ 4		

Width at 50.00 % of Max Intensity

H[m]	1.00	2.00	3.00	4.00	5.00	H[m]	1.00	2.00	3.00	4.00	5.00
OA	1.48	2.97	4.45	5.94	7.42	OC	1.54	3.07	4.61	6.15	7.69
OB	1.48	2.97	4.45	5.94	7.42	OD	1.54	3.07	4.61	6.15	7.69

	Luminous Intensities [cd/klm]									
	0	5	15	25	35	45	55	65	75	85
OA	1988.51	1978.63	1903.11	1762.80	1565.05	1315.17	1026.31	701.37	367.14	80.80
OB	1988.51	1978.63	1903.11	1762.80	1565.05	1315.17	1026.31	701.37	367.14	80.80
OC	1988.51	1979.81	1911.20	1775.61	1584.66	1340.78	1053.07	732.40	391.75	102.80
OD	1988.51	1979.81	1911.20	1775.61	1584.66	1340.78	1053.07	732.40	391.75	102.80



H[m]	D[m]	Max lux	Med lux	Alpha=56.0°+56.0°	G=0.0
1.00	2.97	1989	475		
2.00	5.94	497	119		
3.00	8.90	221	53		
4.00	11.87	124	30		
5.00	14.84	80	19		

H[m]	D[m]	Max lux	Med lux	Beta=57.0°+57.0°	G=0.0
1.00	3.07	1989	475		
2.00	6.15	497	119		
3.00	9.22	221	53		
4.00	12.30	124	30		
5.00	15.37	80	19		