

Luminaire

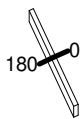
Code AQ62204+AQ90XXX
 Name A.24 PLAF CURVA 45° R750 DIFF. 4000K BLK + A.24 SCHERMO DIFF. OPALINO FLESSIB.

Measurement

Code FTS2300236
 Name A.24 PLAF CURVA 45° R750 DIFF. 4000K BLK + A.24 SCHERMO DIFF. OPALINO FLESSIB.

Luminaire Flux	1184 lm	Luminaire Power	14.0 W	Efficacy	84.571 lm/W	Efficiency	100.00%
Source Flux	1184 lm	Maximum value	365.33 cd/klm	Position	C=0.00 G=0.00	CG	Rotosymmetrical
Rectangular Luminaire		Length	588 mm	Width	26 mm	Height	50 mm
Rectangular Luminous Area		Length	588 mm	Width	21 mm	Height	0 mm
Horizontal Luminous Area		0.012348 m2		Emitting area on Plane 180°		0.000000 m2	
Emitting area on Plane 0°		0.000000 m2		Emitting area on Plane 270°		0.000000 m2	
Emitting area on Plane 90°		0.000000 m2		Glare area at 76°		0.002987 m2	
Coordinate system		CG		Symmetry Type		Rotosymmetrical	
Date		20-09-2023		Maximum Gamma Angle		180	
Measurement Distance		0.00		Measurement Flux		1184 lm	
LED Flux=2488lm LED Power=13W Eff=48% EfcLed=187lm/W EfcLum=85lm/W CCT=4000K Ra=90 R9=50 SDCM=3 L70(17k)=102000h							
C.I.E.	48 79 96 100 100			D DIN 5040	A30		
F UTE	1.00 E			B NBN	BZ 4		

588mm x 26mm



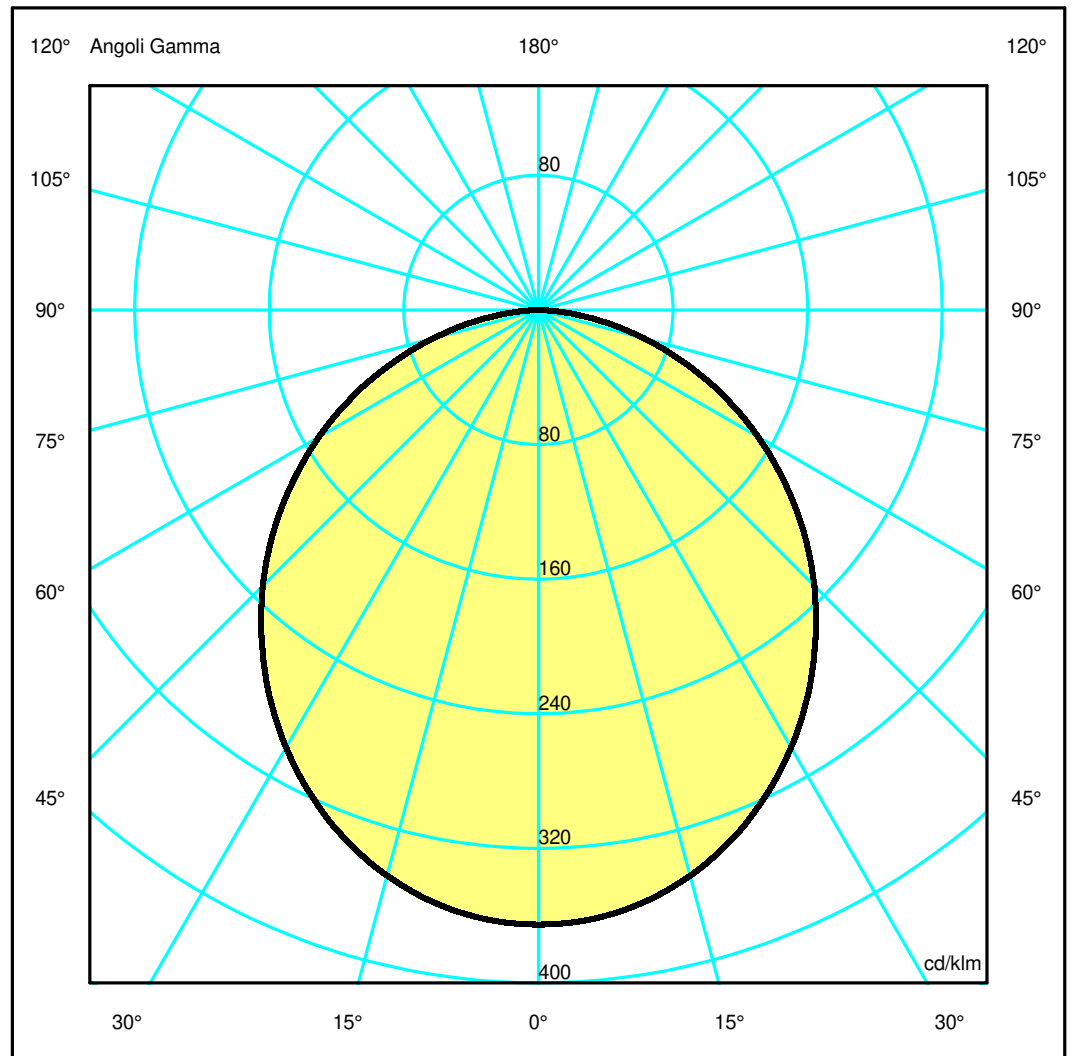
Semipiani C

180.0 ——— 0.0

ULOR 0.02 %

DLOR 99.98 %

RN 0.02 %



Luminaire

Code AQ62204+AQ90XXX
 Name A.24 PLAF CURVA 45° R750 DIFF. 4000K BLK + A.24 SCHERMO DIFF. OPALINO FLESSIB.

Measurement

Code FTS2300236
 Name A.24 PLAF CURVA 45° R750 DIFF. 4000K BLK + A.24 SCHERMO DIFF. OPALINO FLESSIB.

Luminaire Flux	1184 lm	Luminaire Power	14.0 W	Efficacy	84.571 lm/W	Efficiency	100.00%
Source Flux	1184 lm	Maximum value	365.33 cd/klm	Position	C=0.00 G=0.00	CG	Rotosymmetrical
Rectangular Luminaire		Length	588 mm	Width	26 mm	Height	50 mm
Rectangular Luminous Area		Length	588 mm	Width	21 mm	Height	0 mm
Horizontal Luminous Area		0.012348 m2		Emitting area on Plane 180°		0.000000 m2	
Emitting area on Plane 0°		0.000000 m2		Emitting area on Plane 270°		0.000000 m2	
Emitting area on Plane 90°		0.000000 m2		Glare area at 76°		0.002987 m2	
Coordinate system		CG		Symmetry Type		Rotosymmetrical	
Date		20-09-2023		Maximum Gamma Angle		180	
Measurement Distance		0.00		Measurement Flux		1184 lm	

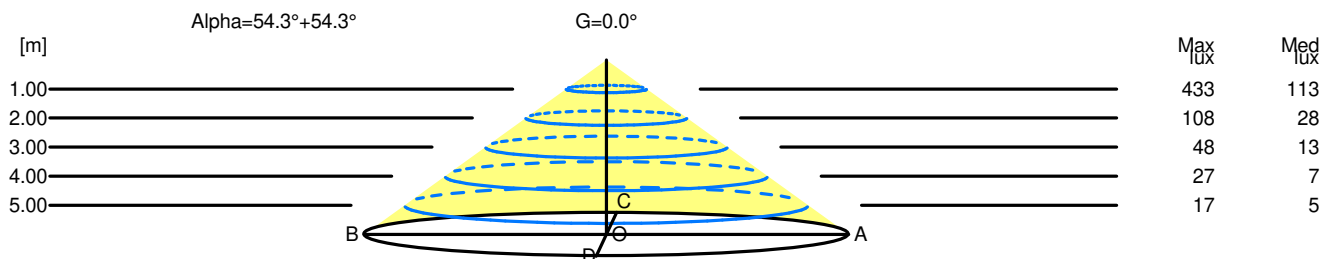
LED Flux=2488lm LED Power=13W Eff=48% EfcLed=187lm/W EfcLum=85lm/W CCT=4000K Ra=90 R9=50 SDCM=3 L70(17k)=102000h

C.I.E.	48 79 96 100 100	D DIN 5040	A30
F UTE	1.00 E	B NBN	BZ 4

Width at 50.00 % of Max Intensity

H[m]	1.00	2.00	3.00	4.00	5.00	H[m]	1.00	2.00	3.00	4.00	5.00
OA	1.39	2.78	4.17	5.56	6.95	OC	1.39	2.78	4.17	5.56	6.95
OB	1.39	2.78	4.17	5.56	6.95	OD	1.39	2.78	4.17	5.56	6.95

	Luminous Intensities [cd/klm]									
	0	5	15	25	35	45	55	65	75	85
OA	432.55	430.25	412.11	377.64	330.54	274.54	211.46	144.66	76.68	17.48
OB	432.55	430.25	412.11	377.64	330.54	274.54	211.46	144.66	76.68	17.48
OC	432.55	430.25	412.11	377.64	330.54	274.54	211.46	144.66	76.68	17.48
OD	432.55	430.25	412.11	377.64	330.54	274.54	211.46	144.66	76.68	17.48



H[m]	D[m]	Max lux	Med lux	Alpha=54.3°+54.3°	G=0.0
1.00	2.78	433	113		
2.00	5.56	108	28		
3.00	8.34	48	13		
4.00	11.12	27	7		
5.00	13.89	17	5		