

Luminaire

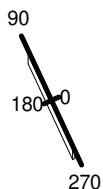
Code AQ34001
Name A.24 PLAF. MODULO SHARP 3000K XF 1176mm WHT

Measurement

Code FTS1802257
Name A.24 PLAF. MODULO SHARP 3000K XF 1176mm WHT

Luminaire Flux	1731 lm	Luminaire Power	22.0 W	Efficacy	78.668 lm/W	Efficiency	100.00%
Source Flux	1731 lm	Maximum value	1052.56 cd/klm	Position	C=0.00 G=0.00	CG	Double Symmetrical
Rectangular Luminaire	Length	1176 mm	Width	27 mm	Height	55 mm	
Rectangular Luminous Area	Length	258 mm	Width	12 mm	Height	0 mm	
Horizontal Luminous Area	0.003096 m2	Emitting area on Plane 180°	0.000000 m2	Emitting area on Plane 270°	0.000000 m2	Emitting area on Plane 90°	0.000749 m2
Coordinate system	CG	Symmetry Type	Double Symmetrical	Date	21-11-2018	Maximum Gamma Angle	180
Measurement Distance	0.00	Measurement Flux	1731 lm	LED Flux=2000,1lm LED Power=20W Eff=87% EfcLed=100lm/W EfcLum=79lm/W CCT=3000K Ra=90 SDCM=2 L90(20K)=118000h			
C.I.E.	98 100 100 100 100	D DIN 5040	A60				
F UTE	--	B NBN	BZ 1				

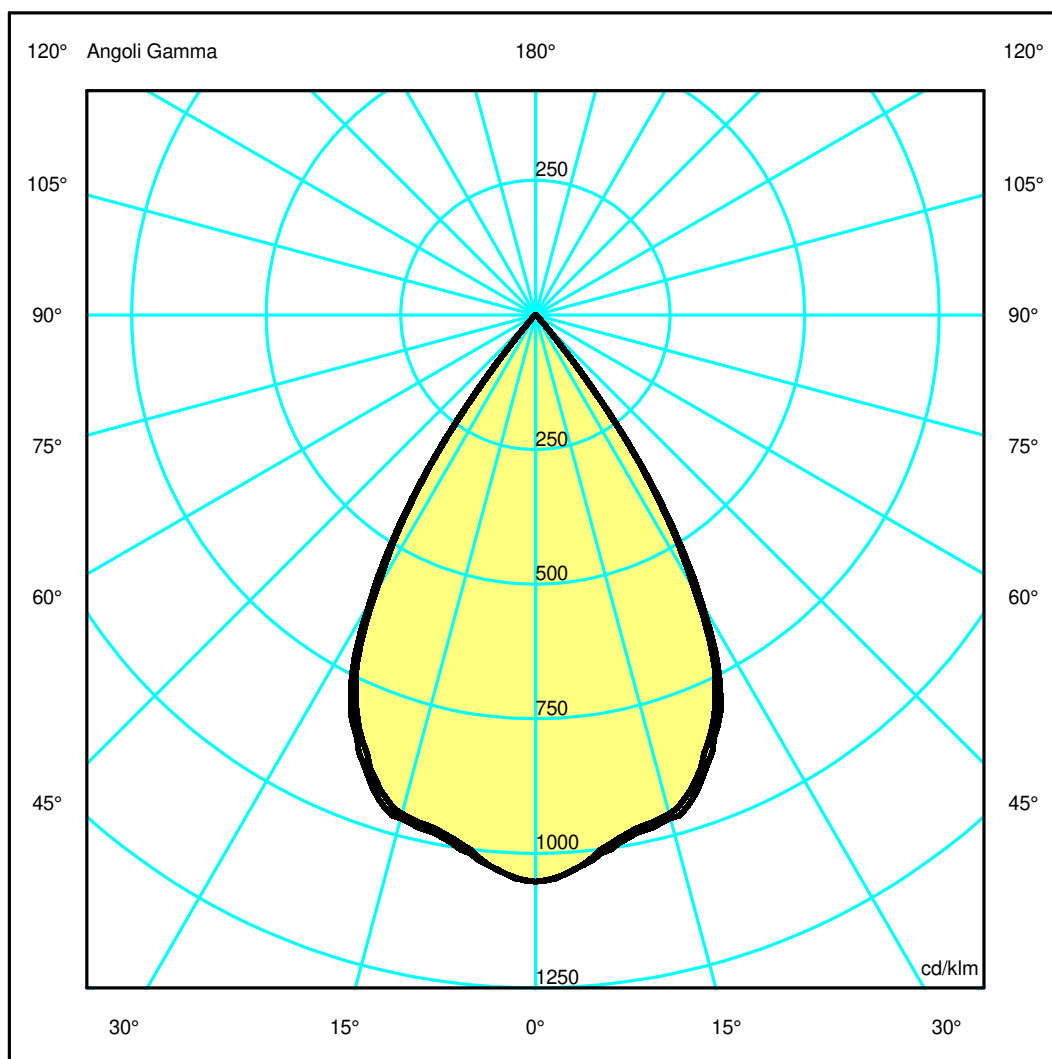
1176mm x 27mm



Semipiani C

180.0 — 0.0
270.0 — 90.0

ULOR 0.00 %
DLOR 100.00 %
RN 0.00 %



Luminaire

Code AQ34001
Name A.24 PLAF. MODULO SHARP 3000K XF 1176mm WHT

Measurment.

Code FTS1802257
Name A.24 PLAF. MODULO SHARP 3000K XF 1176mm WHT

Luminaire Flux	1731 lm	Luminaire Power	22.0 W	Efficacy	78.668 lm/W	Efficiency	100.00%
Source Flux	1731 lm	Maximum value	1052.56 cd/klm	Position	C=0.00 G=0.00	CG	Double Symmetrical
Rectangular Luminaire		Length	1176 mm	Width	27 mm	Height	55 mm
Rectangular Luminous Area		Length	258 mm	Width	12 mm	Height	0 mm
Horizontal Luminous Area	0.003096 m2			Emitting area on Plane 180°	0.000000 m2		
Emitting area on Plane 0°	0.000000 m2			Emitting area on Plane 270°	0.000000 m2		
Emitting area on Plane 90°	0.000000 m2			Glare area at 76°	0.000749 m2		
Coordinate system	CG			Symmetry Type	Double Symmetrical		
Date	21-11-2018			Maximum Gamma Angle	180		
Measurement Distance	0.00			Measurement Flux	1731 lm		

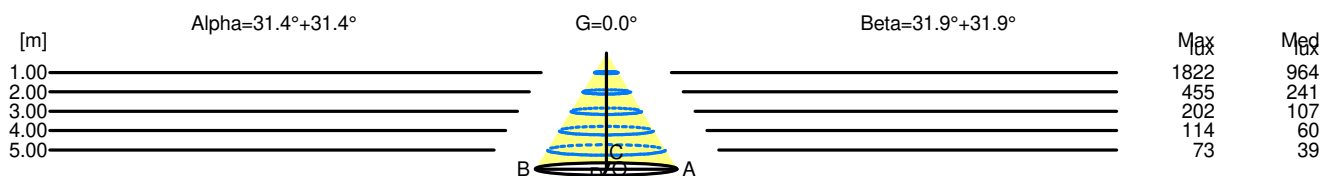
LED Flux=2000,1lm LED Power=20W Eff=87% EfcLed=100lm/W EfcLum=79lm/W CCT=3000K Ra=90 SDCM=2 L90(20K)=118000h

C.I.E.	98 100 100 100 100	D DIN 5040	A60
F UTE	--	B NBN	BZ 1

Width at 50.00 % of Max Intensity

H[m]	1.00	2.00	3.00	4.00	5.00	H[m]	1.00	2.00	3.00	4.00	5.00
OA	0.61	1.22	1.83	2.44	3.05	OC	0.62	1.24	1.87	2.49	3.11
OB	0.61	1.22	1.83	2.44	3.05	OD	0.62	1.24	1.87	2.49	3.11

	Luminous Intensities [cd/klm]									
	0	5	15	25	35	45	55	65	75	85
OA	1821.65	1772.03	1659.13	1369.15	586.84	22.37	4.71	1.26	0.00	0.00
OB	1821.65	1772.03	1659.13	1369.15	586.84	22.37	4.71	1.26	0.00	0.00
OC	1821.65	1774.19	1674.62	1407.49	610.18	21.72	4.67	1.33	0.00	0.00
OD	1821.65	1774.19	1674.62	1407.49	610.18	21.72	4.67	1.33	0.00	0.00



H[m]	D[m]	Max lux	Med lux	Alpha=31.4°+31.4°	G=0.0
1.00	1.22	1822	964		
2.00	2.44	455	241		
3.00	3.66	202	107		
4.00	4.88	114	60		
5.00	6.10	73	39		

H[m]	D[m]	Max lux	Med lux	Beta=31.9°+31.9°	G=0.0
1.00	1.24	1822	964		
2.00	2.49	455	241		
3.00	3.73	202	107		
4.00	4.98	114	60		
5.00	6.22	73	39		