

## Luminaire

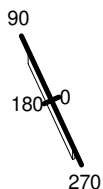
Code AQ40220  
Name A.24 SOSP. BINARIO MAGNETICO + INDIRETTA 3000K 1176mm BBRZ

## Measurement

Code FTS2300180  
Name A.24 SOSP. BINARIO MAGNETICO + INDIRETTA 3000K 1176mm BBRZ

Luminaire Flux	1470 lm	Luminaire Power	14.0 W	Efficacy	105.000 lm/W	Efficiency	100.00%
Source Flux	1470 lm	Maximum value	528.26 cd/klm	Position	C=0.00 G=180.00	CG	Double Symmetrical
Rectangular Luminaire		Length	1176 mm	Width	27 mm	Height	55 mm
Rectangular Luminous Area		Length	650 mm	Width	22 mm	Height	0 mm
Horizontal Luminous Area		0.014300 m2		Emitting area on Plane 180°		0.000000 m2	
Emitting area on Plane 0°		0.000000 m2		Emitting area on Plane 270°		0.000000 m2	
Emitting area on Plane 90°		0.000000 m2		Glare area at 76°		0.003459 m2	
Coordinate system		CG		Symmetry Type		Double Symmetrical	
Date		20-09-2023		Maximum Gamma Angle		180	
Measurement Distance		0.00		Measurement Flux		1470 lm	
LED Flux=2488lm LED Power=13W Eff=59% EfcLed=187lm/W EfcLum=105lm/W CCT=3000K Ra=90 R9=50 SDCM=3 L70(17k)=102000h							
C.I.E.	0 0 0 0 100			D DIN 5040	--		
F UTE	1.00 T			B NBN	BZ 10		

1176mm x 27mm



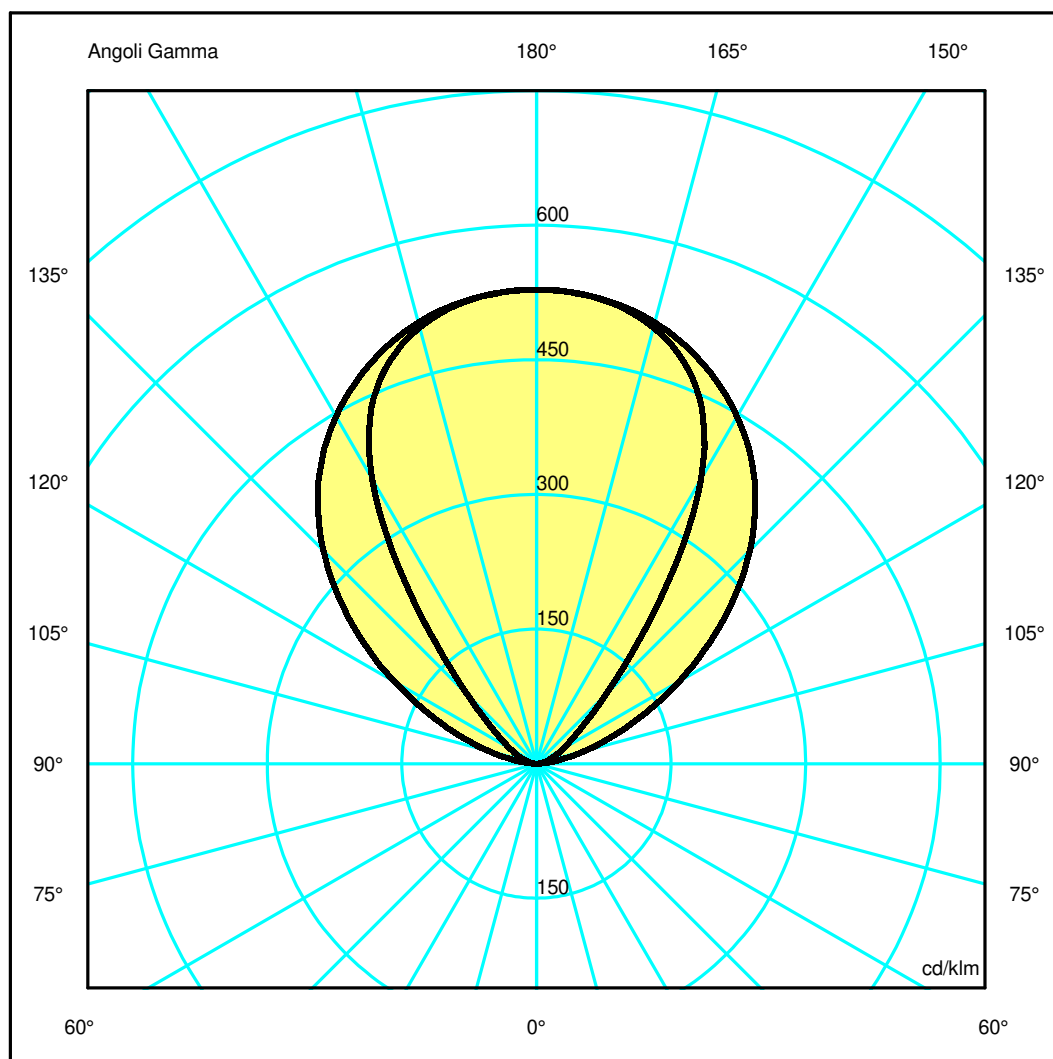
Semipiani C

180.0 — 0.0  
270.0 — 90.0

ULOR 99.99 %

DLOR 0.01 %

RN 99.99 %



## Luminaire

Code AQ40220  
Name A.24 SOSP. BINARIO MAGNETICO + INDIRETTA 3000K 1176mm BBRZ

## Measurement

Code FTS2300180  
Name A.24 SOSP. BINARIO MAGNETICO + INDIRETTA 3000K 1176mm BBRZ

Luminaire Flux	1470 lm	Luminaire Power	14.0 W	Efficacy	105.000 lm/W	Efficiency	100.00%
Source Flux	1470 lm	Maximum value	528.26 cd/klm	Position	C=0.00 G=180.00	CG	Double Symmetrical
Rectangular Luminaire		Length	1176 mm	Width	27 mm	Height	55 mm
Rectangular Luminous Area		Length	650 mm	Width	22 mm	Height	0 mm
Horizontal Luminous Area		0.014300 m2		Emitting area on Plane 180°		0.000000 m2	
Emitting area on Plane 0°		0.000000 m2		Emitting area on Plane 270°		0.000000 m2	
Emitting area on Plane 90°		0.000000 m2		Glare area at 76°		0.003459 m2	
Coordinate system		CG		Symmetry Type		Double Symmetrical	
Date		20-09-2023		Maximum Gamma Angle		180	
Measurement Distance		0.00		Measurement Flux		1470 lm	

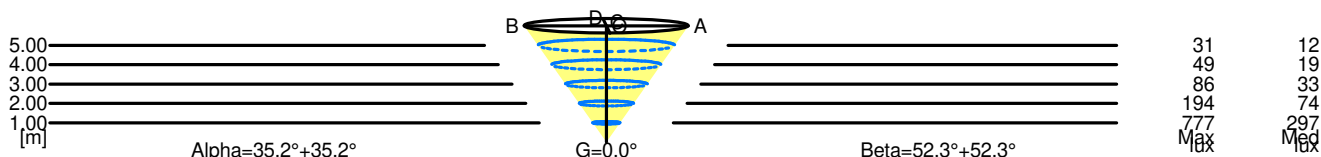
LED Flux=2488lm LED Power=13W Eff=59% EfcLed=187lm/W EfcLum=105lm/W CCT=3000K Ra=90 R9=50 SDCM=3 L70(17k)=102000h

C.I.E.	0 0 0 0 100	D DIN 5040	--
F UTE	1.00 T	B NBN	BZ 10

Width at 50.00 % of Max Intensity

H[m]	1.00	2.00	3.00	4.00	5.00	H[m]	1.00	2.00	3.00	4.00	5.00
OA	0.71	1.41	2.12	2.83	3.53	OC	1.29	2.59	3.88	5.17	6.47
OB	0.71	1.41	2.12	2.83	3.53	OD	1.29	2.59	3.88	5.17	6.47

	Luminous Intensities [ cd/klm ]									
	0	5	15	25	35	45	55	65	75	85
OA	776.55	773.66	739.58	641.29	395.87	160.22	71.84	36.82	16.27	3.66
OB	776.55	773.66	739.58	641.29	395.87	160.22	71.84	36.82	16.27	3.66
OC	776.55	772.77	748.27	694.07	612.14	494.31	346.96	197.03	83.54	14.82
OD	776.55	772.77	748.27	694.07	612.14	494.31	346.96	197.03	83.54	14.82



5.00	7.07	31	12	
4.00	5.65	49	19	
3.00	4.24	86	33	
2.00	2.83	194	74	
1.00	1.41	777	297	
H[m]	D[m]	Max lux	Med lux	

5.00	12.94	31	12	
4.00	10.35	49	19	
3.00	7.76	86	33	
2.00	5.17	194	74	
1.00	2.59	777	297	
H[m]	D[m]	Max lux	Med lux	