

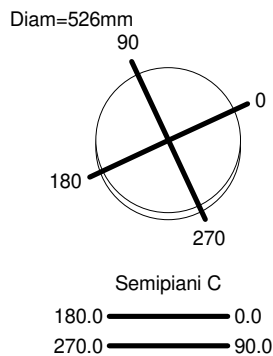
## Luminaire

Code 0213W10APP  
 Name CALIPSO S 2700K - APP COMPATIBILE

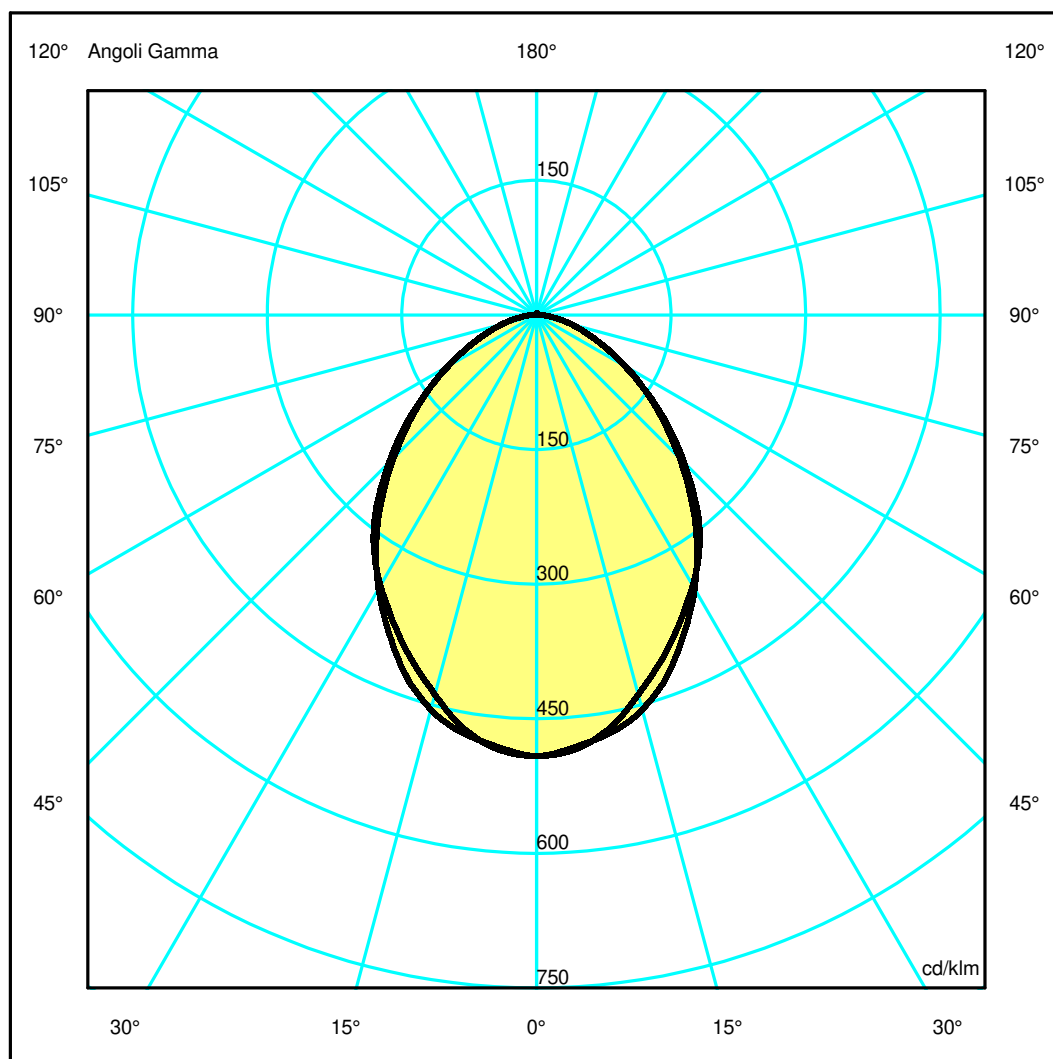
## Measurement

Code FTS1702505-A  
 Name CALIPSO S 2700K - APP COMPATIBILE

Luminaire Flux	4038 lm	Luminaire Power	50.0 W	Efficacy	80.756 lm/W	Efficiency	100.00%
Source Flux	4038 lm	Maximum value	491.37 cd/klm	Position	C=0.00 G=0.00	CG	Double Symmetrical
Round Luminaire		Diam.	526 mm	Height	76 mm		
Round Luminous Area		Diam.	526 mm	Height	0 mm		
Horizontal Luminous Area			0.217301 m2	Emitting area on Plane 180°			0.000000 m2
Emitting area on Plane 0°			0.000000 m2	Emitting area on Plane 270°			0.000000 m2
Emitting area on Plane 90°			0.000000 m2	Glare area at 76°			0.052570 m2
Coordinate system		CG		Symmetry Type		Double Symmetrical	
Date		01-08-2023		Maximum Gamma Angle		180	
Measurement Distance		0.00		Measurement Flux		4038 lm	
LED Flux=7128lm LED Power=40W Eff=57% EfcLed=178lm/W EfcLum=81lm/W CCT=2700K Ra=90 R9=50 SDCM=3 L70(6K)=50000h							
C.I.E.	57 86 97 99 100			D DIN 5040	A41		
F UTE	0.99 D + 0.01 T			B NBN	BZ 3		



ULOR 0.83 %  
 DLOR 99.17 %  
 RN 0.83 %



## Luminaire

Code 0213W10APP  
Name CALIPSO S 2700K - APP COMPATIBILE

## Measurment

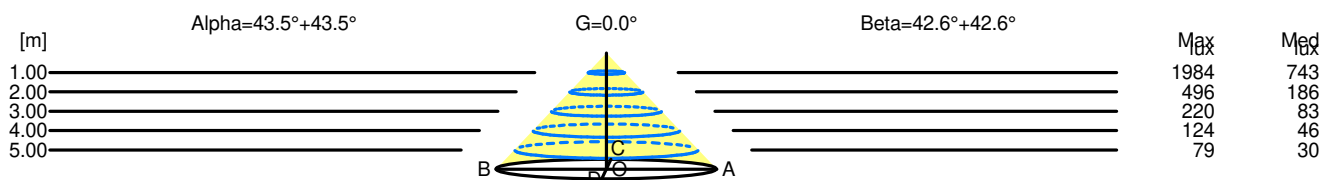
Code FTS1702505-A  
Name CALIPSO S 2700K - APP COMPATIBILE

Luminaire Flux	4038 lm	Luminaire Power	50.0 W	Efficacy	80.756 lm/W	Efficiency	100.00%
Source Flux	4038 lm	Maximum value	491.37 cd/klm	Position	C=0.00 G=0.00	CG	Double Symmetrical
Round Luminaire		Diam.	526 mm	Height	76 mm		
Round Luminous Area		Diam.	526 mm	Height	0 mm		
Horizontal Luminous Area			0.217301 m2	Emitting area on Plane 180°			0.000000 m2
Emitting area on Plane 0°			0.000000 m2	Emitting area on Plane 270°			0.000000 m2
Emitting area on Plane 90°			0.000000 m2	Glare area at 76°			0.052570 m2
Coordinate system		CG		Symmetry Type			Double Symmetrical
Date		01-08-2023		Maximum Gamma Angle			180
Measurement Distance		0.00		Measurement Flux			4038 lm
LED Flux=7128lm LED Power=40W Eff=57% EfcLed=178lm/W EfcLum=81lm/W CCT=2700K Ra=90 R9=50 SDCM=3 L70(6K)=50000h							
C.I.E.	57 86 97 99 100			D DIN 5040	A41		
F UTE	0.99 D + 0.01 T			B NBN	BZ 3		

Width at 50.00 % of Max Intensity

H[m]	1.00	2.00	3.00	4.00	5.00	H[m]	1.00	2.00	3.00	4.00	5.00
OA	0.95	1.90	2.85	3.80	4.75	OC	0.92	1.84	2.76	3.68	4.60
OB	0.95	1.90	2.85	3.80	4.75	OD	0.92	1.84	2.76	3.68	4.60

	Luminous Intensities [ cd/klm ]									
	0	5	15	25	35	45	55	65	75	85
OA	1984.06	1963.42	1769.03	1525.60	1277.21	939.39	606.42	337.54	162.79	51.02
OB	1984.06	1963.42	1769.03	1525.60	1277.21	939.39	606.42	337.54	162.79	51.02
OC	1984.06	1953.00	1838.49	1574.74	1259.74	912.48	601.66	341.76	162.87	51.82
OD	1984.06	1953.00	1838.49	1574.74	1259.74	912.48	601.66	341.76	162.87	51.82



H[m]	D[m]	Max lux	Med lux	Alpha=43.5°+43.5°	G=0.0
1.00	1.90	1984	743		
2.00	3.80	496	186		
3.00	5.70	220	83		
4.00	7.59	124	46		
5.00	9.49	79	30		

H[m]	D[m]	Max lux	Med lux	Beta=42.6°+42.6°	G=0.0
1.00	1.84	1984	743		
2.00	3.68	496	186		
3.00	5.52	220	83		
4.00	7.36	124	46		
5.00	9.21	79	30		