

Luminaire

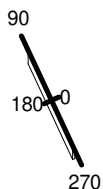
Code AQ46115+AQ16XXX
 Name A.24 SOSP. MODULO DIR.+IND. DIFF. 4000K 1176mm BSV + A.24 SCHERMO DIFF. OPALINO

Measurement

Code FTS1800732-A
 Name A.24 SOSP. MODULO DIR.+IND. DIFF. 4000K 1176mm BSV + A.24 SCHERMO DIFF. OPALINO

Luminaire Flux	5214 lm	Luminaire Power	43.0 W	Efficacy	121.256 lm/W	Efficiency	100.00%
Source Flux	5214 lm	Maximum value	227.68 cd/klm	Position	C=0.00 G=0.00	CG	Double Symmetrical
Rectangular Luminaire		Length	1176 mm	Width	27 mm	Height	55 mm
Rectangular Luminous Area		Length	1176 mm	Width	22 mm	Height	0 mm
Horizontal Luminous Area		0.025872 m ²		Emitting area on Plane 180°		0.000000 m ²	
Emitting area on Plane 0°		0.000000 m ²		Emitting area on Plane 270°		0.000000 m ²	
Emitting area on Plane 90°		0.000000 m ²		Glare area at 76°		0.006259 m ²	
Coordinate system		CG		Symmetry Type		Double Symmetrical	
Date		20-09-2023		Maximum Gamma Angle		180	
Measurement Distance		0.00		Measurement Flux		5214 lm	
LED Flux=7464lm LED Power=40W Eff=70% EfcLed=187lm/W EfcLum=121lm/W CCT=4000K Ra=90 R9=50 SDCM=3 L70(17k)=102000h							
C.I.E.	47 78 95 66 100			D DIN 5040	B31		
F UTE	0.66 E + 0.34 T			B NBN	BZ 5		

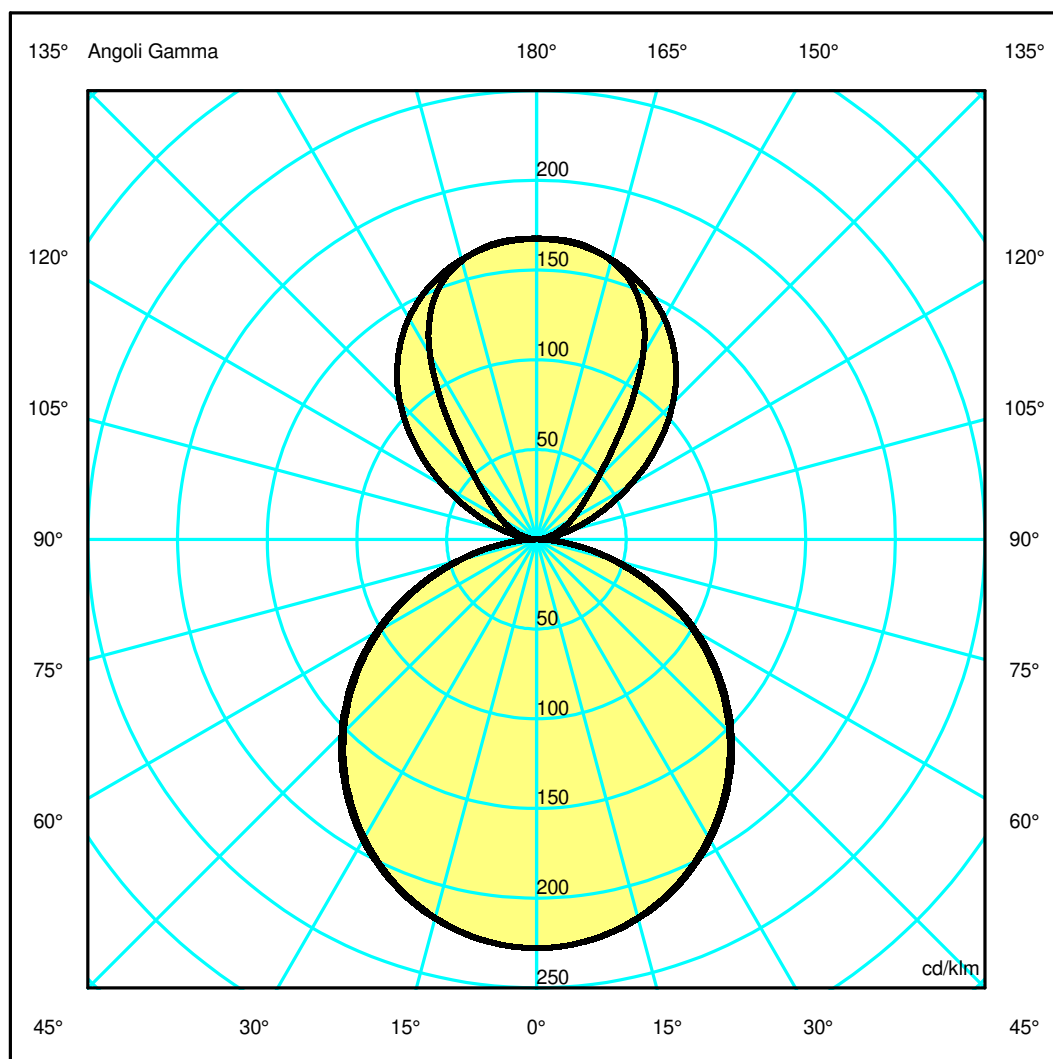
1176mm x 27mm



Semipiani C

180.0 ——— 0.0
 270.0 ——— 90.0

ULOR 34.45 %
 DLOR 65.55 %
 RN 34.45 %



Luminaire

Code AQ46115+AQ16XXX
 Name A.24 SOSP. MODULO DIR.+IND. DIFF. 4000K 1176mm BSV + A.24 SCHERMO DIFF. OPALINO

Measurement

Code FTS1800732-A
 Name A.24 SOSP. MODULO DIR.+IND. DIFF. 4000K 1176mm BSV + A.24 SCHERMO DIFF. OPALINO

Luminaire Flux	5214 lm	Luminaire Power	43.0 W	Efficacy	121.256 lm/W	Efficiency	100.00%
Source Flux	5214 lm	Maximum value	227.68 cd/klm	Position	C=0.00 G=0.00	CG	Double Symmetrical
Rectangular Luminaire		Length	1176 mm	Width	27 mm	Height	55 mm
Rectangular Luminous Area		Length	1176 mm	Width	22 mm	Height	0 mm
Horizontal Luminous Area		0.025872 m2		Emitting area on Plane 180°		0.000000 m2	
Emitting area on Plane 0°		0.000000 m2		Emitting area on Plane 270°		0.000000 m2	
Emitting area on Plane 90°		0.000000 m2		Glare area at 76°		0.006259 m2	
Coordinate system		CG		Symmetry Type		Double Symmetrical	
Date		20-09-2023		Maximum Gamma Angle		180	
Measurement Distance		0.00		Measurement Flux		5214 lm	

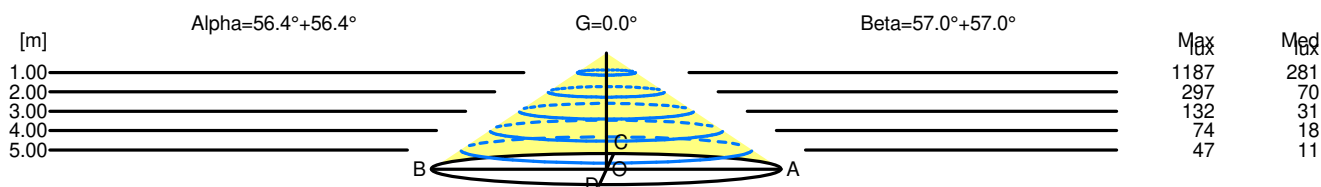
LED Flux=7464lm LED Power=40W Eff=70% EfcLed=187lm/W EfcLum=121lm/W CCT=4000K Ra=90 R9=50 SDCM=3 L70(17k)=102000h

C.I.E.	47 78 95 66 100	D DIN 5040	B31
F UTE	0.66 E + 0.34 T	B NBN	BZ 5

Width at 50.00 % of Max Intensity

H[m]	1.00	2.00	3.00	4.00	5.00	H[m]	1.00	2.00	3.00	4.00	5.00
OA	1.51	3.01	4.52	6.02	7.53	OC	1.54	3.08	4.62	6.16	7.70
OB	1.51	3.01	4.52	6.02	7.53	OD	1.54	3.08	4.62	6.16	7.70

	Luminous Intensities [cd/klm]									
	0	5	15	25	35	45	55	65	75	85
OA	1187.14	1181.68	1138.14	1055.46	939.28	792.23	617.93	428.79	227.68	55.97
OB	1187.14	1181.68	1138.14	1055.46	939.28	792.23	617.93	428.79	227.68	55.97
OC	1187.14	1181.82	1140.50	1061.49	946.08	801.53	631.20	438.46	233.38	61.64
OD	1187.14	1181.82	1140.50	1061.49	946.08	801.53	631.20	438.46	233.38	61.64



H[m]	D[m]	Max lux	Med lux	Alpha=56.4°+56.4°	G=0.0
1.00	3.01	1187	281		
2.00	6.02	297	70		
3.00	9.03	132	31		
4.00	12.04	74	18		
5.00	15.05	47	11		

H[m]	D[m]	Max lux	Med lux	Beta=57.0°+57.0°	G=0.0
1.00	3.08	1187	281		
2.00	6.16	297	70		
3.00	9.24	132	31		
4.00	12.32	74	18		
5.00	15.40	47	11		