

Luminaire

Code AQ74118
Name A.24 SOSP SA360 1122 DIFF4000K BCP 230V*

Measurement

Code FTS2000803
Name A.24 SOSP SA360 1122 DIFF4000K BCP 230V*

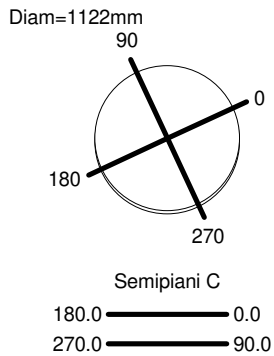
Luminaire Flux	8572 lm	Luminaire Power	95.0 W	Efficacy	90.229 lm/W	Efficiency	100.00%
Source Flux	8572 lm	Maximum value	350.39 cd/klm	Position	C=85.00 G=1.00	CG	Double Symmetrical
Round Luminaire		Diam.	1122 mm	Height	50 mm		
Round Luminous Area		Diam.	304 mm	Height	0 mm		
Horizontal Luminous Area			0.072583 m ²	Emitting area on Plane 180°			0.000000 m ²
Emitting area on Plane 0°			0.000000 m ²	Emitting area on Plane 270°			0.000000 m ²
Emitting area on Plane 90°			0.000000 m ²	Glare area at 76°			0.017560 m ²
Coordinate system		CG		Symmetry Type		Double Symmetrical	
Date		02-02-2018		Maximum Gamma Angle		180	
Measurement Distance		0.00		Measurement Flux		8572 lm	

LED Flux=14212.8lm LED Power=87W Eff=60% EfcLed=163lm/W EfcLum=90lm/W CCT=4000K Ra=80 SDCM=2 L70(6K)=50000h

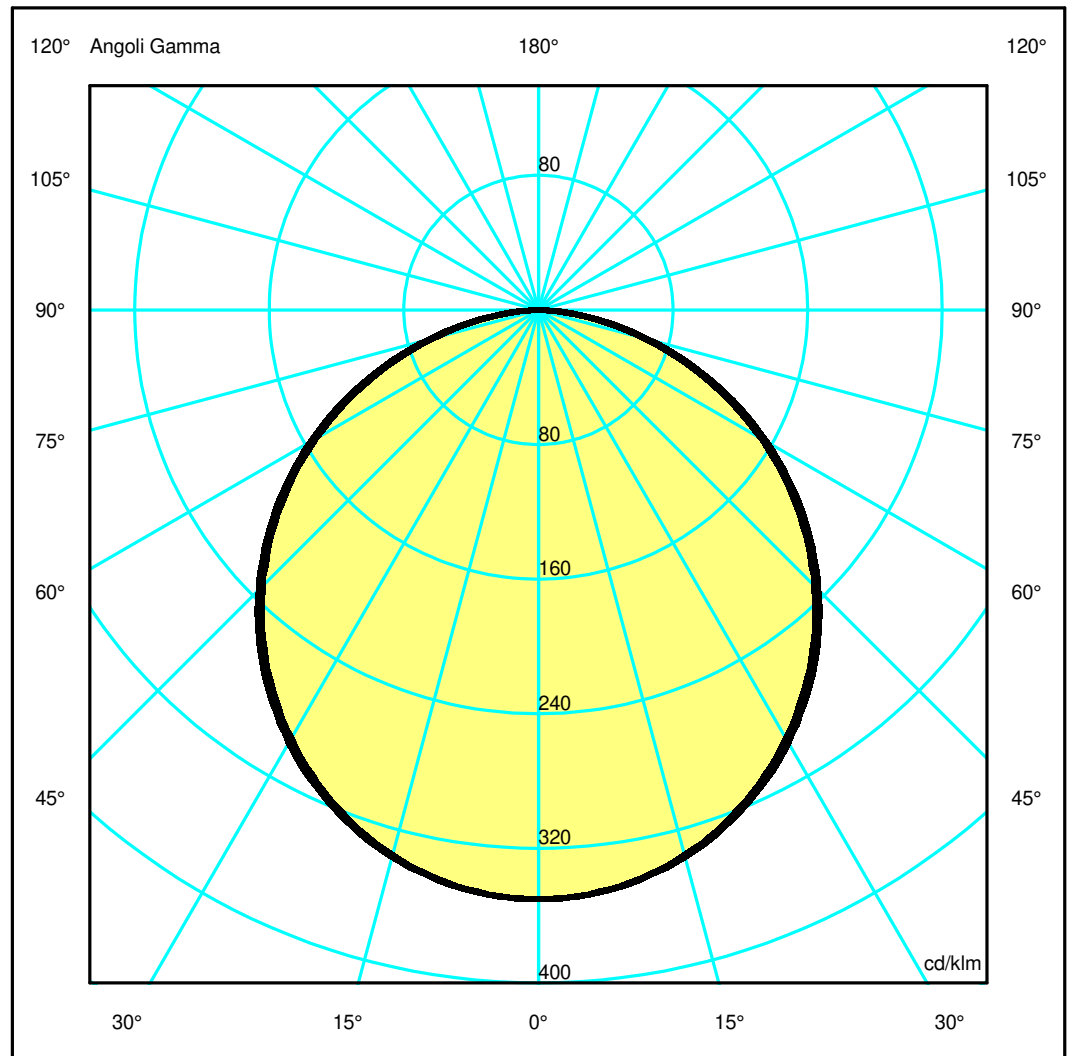
C.I.E. 47 79 96 100 100
F UTE 1.00 E

D DIN 5040
B NBN

A30
BZ 5 / 1.5 / BZ 4



ULOR 0.02 %
DLOR 99.98 %
RN 0.02 %



Luminaire

Code AQ74118
Name A.24 SOSP SA360 1122 DIFF4000K BCP 230V*

Measurement

Code FTS2000803
Name A.24 SOSP SA360 1122 DIFF4000K BCP 230V*

Luminaire Flux	8572 lm	Luminaire Power	95.0 W	Efficacy	90.229 lm/W	Efficiency	100.00%
Source Flux	8572 lm	Maximum value	350.39 cd/klm	Position	C=85.00 G=1.00	CG	Double Symmetrical
Round Luminaire		Diam.	1122 mm	Height	50 mm		
Round Luminous Area		Diam.	304 mm	Height	0 mm		
Horizontal Luminous Area			0.072583 m2	Emitting area on Plane 180°			0.000000 m2
Emitting area on Plane 0°			0.000000 m2	Emitting area on Plane 270°			0.000000 m2
Emitting area on Plane 90°			0.000000 m2	Glare area at 76°			0.017560 m2
Coordinate system		CG		Symmetry Type			Double Symmetrical
Date		02-02-2018		Maximum Gamma Angle			180
Measurement Distance		0.00		Measurement Flux			8572 lm

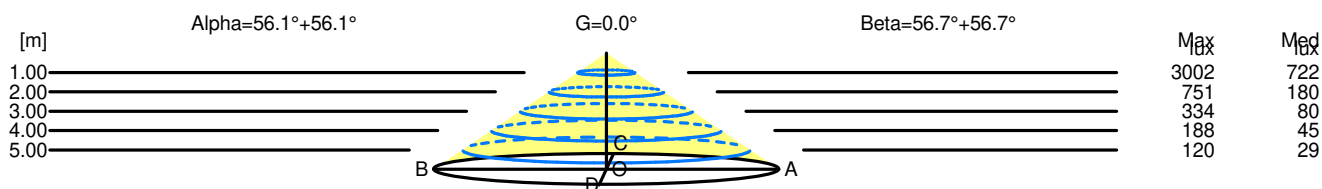
LED Flux=14212.8lm LED Power=87W Eff=60% EfcLed=163lm/W EfcLum=90lm/W CCT=4000K Ra=80 SDCM=2 L70(6K)=50000h

C.I.E.	47 79 96 100 100	D DIN 5040	A30
F UTE	1.00 E	B NBN	BZ 5 / 1.5 / BZ 4

Width at 50.00 % of Max Intensity

H[m]	1.00	2.00	3.00	4.00	5.00	H[m]	1.00	2.00	3.00	4.00	5.00
OA	1.49	2.97	4.46	5.94	7.43	OC	1.52	3.04	4.57	6.09	7.61
OB	1.49	2.97	4.46	5.94	7.43	OD	1.52	3.04	4.57	6.09	7.61

	Luminous Intensities [cd/klm]									
	0	5	15	25	35	45	55	65	75	85
OA	3001.73	2987.13	2872.98	2662.54	2360.09	1982.54	1550.03	1064.16	552.44	123.63
OB	3001.73	2987.13	2872.98	2662.54	2360.09	1982.54	1550.03	1064.16	552.44	123.63
OC	3001.73	2989.03	2885.39	2679.83	2389.06	2015.16	1579.33	1095.02	582.56	152.24
OD	3001.73	2989.03	2885.39	2679.83	2389.06	2015.16	1579.33	1095.02	582.56	152.24



H[m]	D[m]	Max lux	Med lux	Alpha=56.1°+56.1°	G=0.0
1.00	2.97	3002	722		
2.00	5.94	751	180		
3.00	8.91	334	80		
4.00	11.89	188	45		
5.00	14.86	120	29		

H[m]	D[m]	Max lux	Med lux	Beta=56.7°+56.7°	G=0.0
1.00	3.04	3002	722		
2.00	6.09	751	180		
3.00	9.13	334	80		
4.00	12.18	188	45		
5.00	15.22	120	29		