

Luminaire

Code AN15918_MIN
Name VECTOR 55 TRACK ZOOM 940 DALI BR.COPPER - MIN

Measurement

Code FTS1800241
Name VECTOR 55 TRACK ZOOM 940 DALI BR.COPPER - MIN

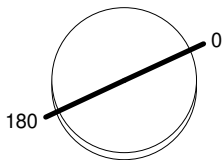
Luminaire Flux	670 lm	Luminaire Power	23.0 W	Efficacy	29.133 lm/W	Efficiency	100.00%
Source Flux	670 lm	Maximum value	5139.89 cd/klm	Position	C=0.00 G=0.00	CG	Rotosymmetrical
Round Luminaire		Diam.	55 mm	Height	130 mm		
Round Luminous Area		Diam.	44 mm	Height	0 mm		
Horizontal Luminous Area		0.001521 m ²		Emitting area on Plane 180°		0.000000 m ²	
Emitting area on Plane 0°		0.000000 m ²		Emitting area on Plane 270°		0.000000 m ²	
Emitting area on Plane 90°		0.000000 m ²		Glare area at 76°		0.000368 m ²	
Coordinate system		CG		Symmetry Type		Rotosymmetrical	
Date		27-09-2021		Maximum Gamma Angle		180	
Measurement Distance		0.00		Measurement Flux		670 lm	

LED Flux=2161lm LED Power=19.4W Eff=31% EfcLed=111lm/W EfcLum=29lm/W CCT=4000K Ra=90 SDCM=3 L70(6K)=50000h

C.I.E. 96 99 100 100 100
F UTE 1.00 A

D DIN 5040
B NBN
A60
BZ 1

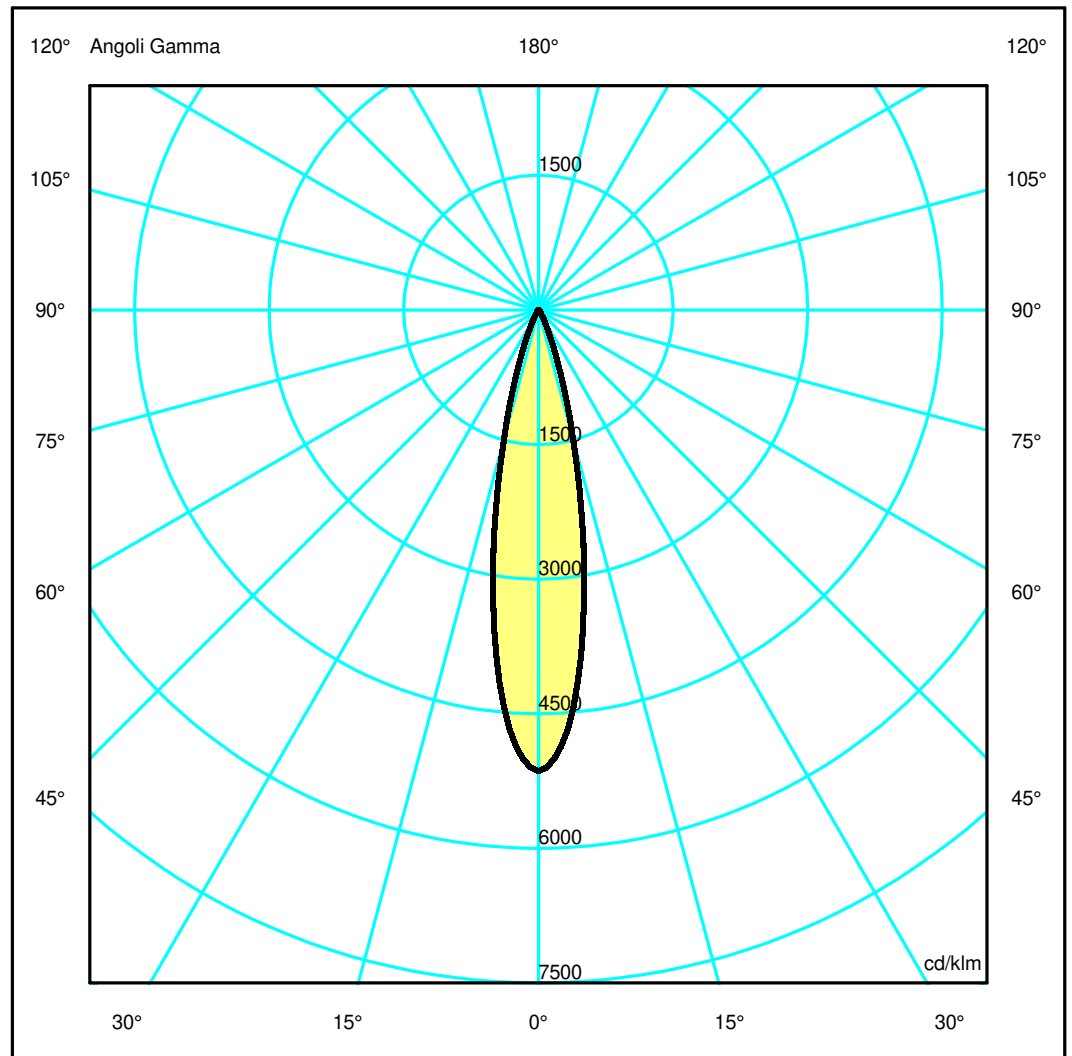
Diam=55mm



Semipiani C

180.0 ——— 0.0

ULOR 0.00 %
DLOR 100.00 %
RN 0.00 %



Luminaire

Code AN15918_MIN
Name VECTOR 55 TRACK ZOOM 940 DALI BR.COPPER - MIN

Measurment

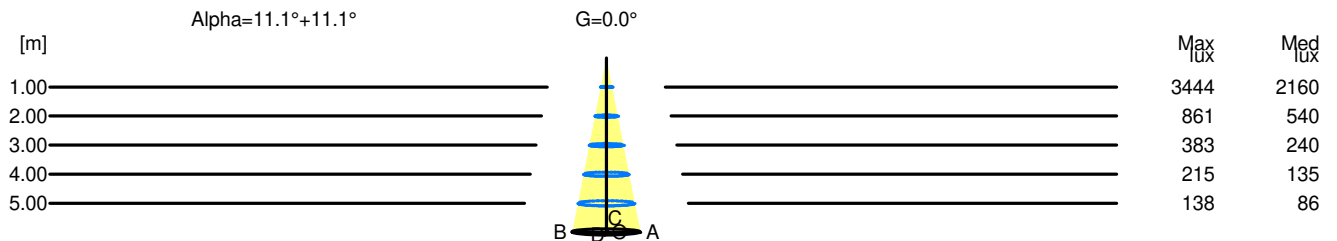
Code FTS1800241
Name VECTOR 55 TRACK ZOOM 940 DALI BR.COPPER - MIN

Luminaire Flux	670 lm	Luminaire Power	23.0 W	Efficacy	29.133 lm/W	Efficiency	100.00%
Source Flux	670 lm	Maximum value	5139.89 cd/klm	Position	C=0.00 G=0.00	CG	Rotosymmetrical
Round Luminaire		Diam.	55 mm	Height	130 mm		
Round Luminous Area		Diam.	44 mm	Height	0 mm		
Horizontal Luminous Area		0.001521 m2		Emitting area on Plane 180°		0.000000 m2	
Emitting area on Plane 0°		0.000000 m2		Emitting area on Plane 270°		0.000000 m2	
Emitting area on Plane 90°		0.000000 m2		Glare area at 76°		0.000368 m2	
Coordinate system		CG		Symmetry Type		Rotosymmetrical	
Date		27-09-2021		Maximum Gamma Angle		180	
Measurement Distance		0.00		Measurement Flux		670 lm	
LED Flux=2161lm LED Power=19.4W Eff=31% EfcLed=111lm/W EfcLum=29lm/W CCT=4000K Ra=90 SDCM=3 L70(6K)=50000h							
C.I.E.	96 99 100 100 100			D DIN 5040	A60		
F UTE	1.00 A			B NBN	BZ 1		

Width at 50.00 % of Max Intensity

H[m]	1.00	2.00	3.00	4.00	5.00	H[m]	1.00	2.00	3.00	4.00	5.00
OA	0.20	0.39	0.59	0.79	0.98	OC	0.20	0.39	0.59	0.79	0.98
OB	0.20	0.39	0.59	0.79	0.98	OD	0.20	0.39	0.59	0.79	0.98

	Luminous Intensities [cd/klm]									
	0	5	15	25	35	45	55	65	75	85
OA	3444.08	2976.58	1000.77	166.28	35.71	17.52	10.67	5.46	1.80	0.12
OB	3444.08	2976.58	1000.77	166.28	35.71	17.52	10.67	5.46	1.80	0.12
OC	3444.08	2976.58	1000.77	166.28	35.71	17.52	10.67	5.46	1.80	0.12
OD	3444.08	2976.58	1000.77	166.28	35.71	17.52	10.67	5.46	1.80	0.12



H[m]	D[m]	Max lux	Med lux	Alpha=11.1°+11.1°	G=0.0
1.00	0.39	3444	2160		
2.00	0.79	861	540		
3.00	1.18	383	240		
4.00	1.57	215	135		
5.00	1.97	138	86		