

## Luminaire

Code AF47304+AF95204  
 Name SHARP SMD.8X 22W 940 FL DIM NRO+ SCREEN 4X BLACK

## Measurem.

Code FTS1800895  
 Name SHARP SMD.8X 22W 940 FL DIM NRO+ SCREEN 4X BLACK

Luminaire Flux	1693.28 lm	Luminaire Power	24.00 W	Efficacy	70.55 lm/W	Efficiency	100.00%
Lamps Flux	1693.28 lm	Maximum value	5604.42 cd/klm	Position	C=0.00 G=0.00	CG	Rotosymmetrical
Rectangular Luminaire		Length	298 mm	Width	40 mm	Height	55 mm
Rectangular Luminous Area		Length	296 mm	Width	37 mm	Height	0 mm
Horizontal Luminous Area		0.010952 m2		Emitting area on Plane 180°		0.000000 m2	
Emitting area on Plane 0°		0.000000 m2		Emitting area on Plane 270°		0.000000 m2	
Emitting area on Plane 90°		0.000000 m2		Glare area at 76°		0.002650 m2	
Coordinate system		CG		Symmetry Type		Rotosymmetrical	
Date		21-02-2017		Maximum Gamma Angle		180	
Measurement Distance		0.00		Measurement Flux		1693.28 lm	

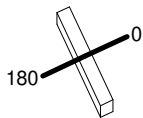
LED Flux=2271,96lm LED Power=22W Eff=75% EfcLed=103lm/W EfcLum=71lm/W CCT=4000K Ra=90 SDCM=2 L90(20K)=118000h

C.I.E. 100 100 100 100 100  
 F UTE --

D DIN 5040  
 B NBN

A60  
 BZ 1

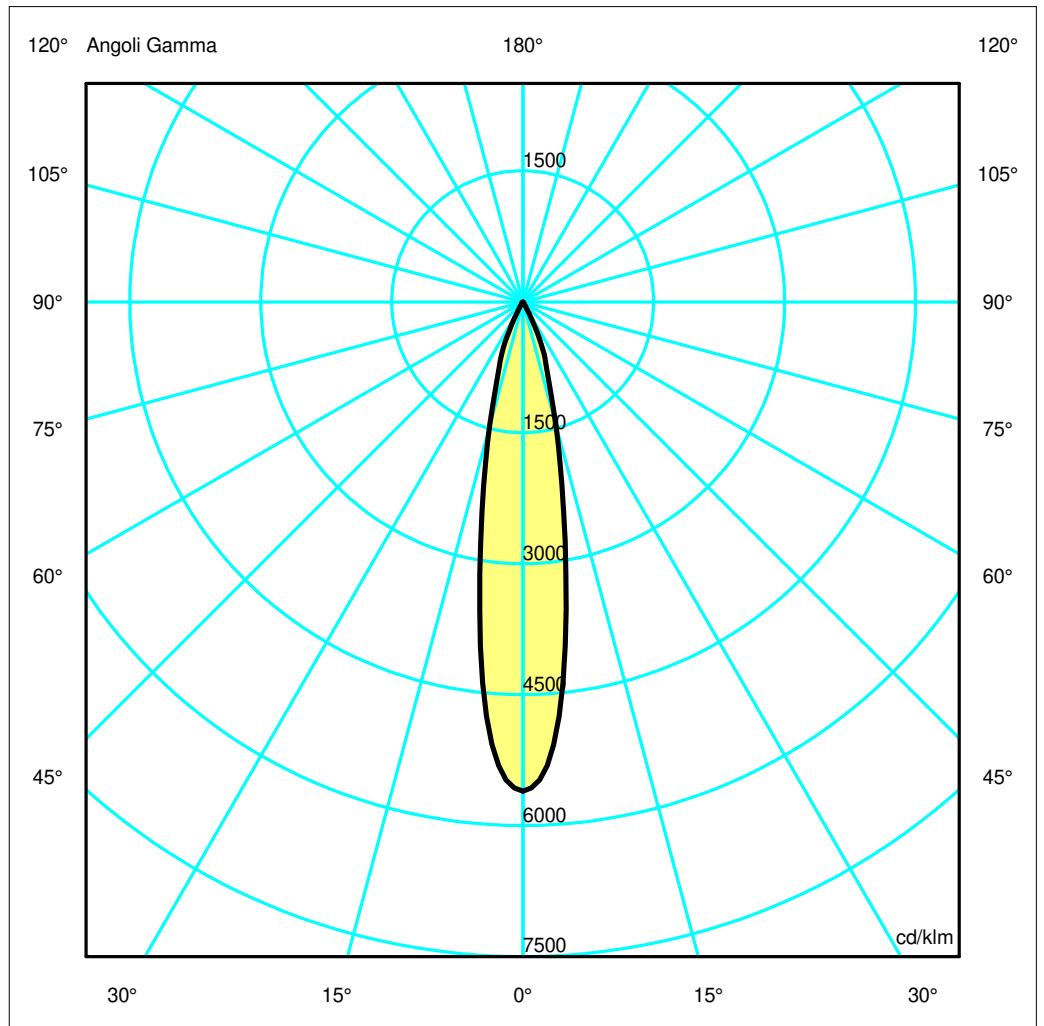
298mm x 40mm



Semipiani C

180.0 ——— 0.0

ULOR 0.00 %  
 DLOR 100.00 %  
 RN 0.00 %



## Luminaire

Code AF47304+AF95204  
Name SHARP SMD.8X 22W 940 FL DIM NRO+ SCREEN 4X BLACK

## Measurerm.

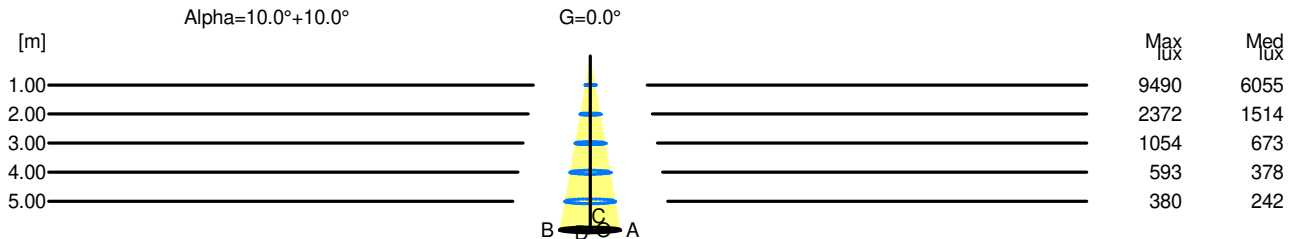
Code FTS1800895  
Name SHARP SMD.8X 22W 940 FL DIM NRO+ SCREEN 4X BLACK

Luminaire Flux	1693.28 lm	Luminaire Power	24.00 W	Efficacy	70.55 lm/W	Efficiency	100.00%
Lamps Flux	1693.28 lm	Maximum value	5604.42 cd/klm	Position	C=0.00 G=0.00	CG	Rotosymmetrical
Rectangular Luminaire		Length	298 mm	Width	40 mm	Height	55 mm
Rectangular Luminous Area		Length	296 mm	Width	37 mm	Height	0 mm
Horizontal Luminous Area		0.010952 m2		Emitting area on Plane 180°		0.000000 m2	
Emitting area on Plane 0°		0.000000 m2		Emitting area on Plane 270°		0.000000 m2	
Emitting area on Plane 90°		0.000000 m2		Glare area at 76°		0.002650 m2	
Coordinate system		CG		Symmetry Type		Rotosymmetrical	
Date		21-02-2017		Maximum Gamma Angle		180	
Measurement Distance		0.00		Measurement Flux		1693.28 lm	
LED Flux=2271,96lm LED Power=22W Eff=75% EfcLed=103lm/W EfcLum=71lm/W CCT=4000K Ra=90 SDCM=2 L90(20K)=118000h							
C.I.E.	100	100	100	100	100	D DIN 5040	A60
F UTE	--					B NBN	BZ 1

### Width at 50.00 % of Max Intensity

H[m]	1.00	2.00	3.00	4.00	5.00	H[m]	1.00	2.00	3.00	4.00	5.00
OA	0.18	0.35	0.53	0.70	0.88	OC	0.18	0.35	0.53	0.70	0.88
OB	0.18	0.35	0.53	0.70	0.88	OD	0.18	0.35	0.53	0.70	0.88

	Luminous Intensities [ cd/klm]									
	0	5	15	25	35	45	55	65	75	85
OA	9489.86	8069.57	2477.61	662.75	39.24	8.30	1.05	0.00	0.00	0.00
OB	9489.86	8069.57	2477.61	662.75	39.24	8.30	1.05	0.00	0.00	0.00
OC	9489.86	8069.57	2477.61	662.75	39.24	8.30	1.05	0.00	0.00	0.00
OD	9489.86	8069.57	2477.61	662.75	39.24	8.30	1.05	0.00	0.00	0.00



H[m]	D[m]	Max lux	Med lux	Alpha=10.0°+10.0°	G=0.0
1.00	0.35	9490	6055		
2.00	0.70	2372	1514		
3.00	1.05	1054	673		
4.00	1.40	593	378		
5.00	1.75	380	242		