

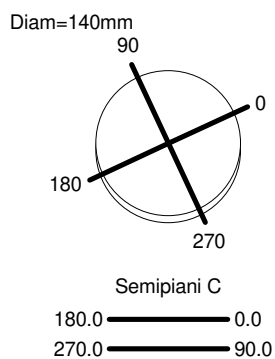
Luminaire

Code 1703110A
Name METEORITE 15 TAVOLO

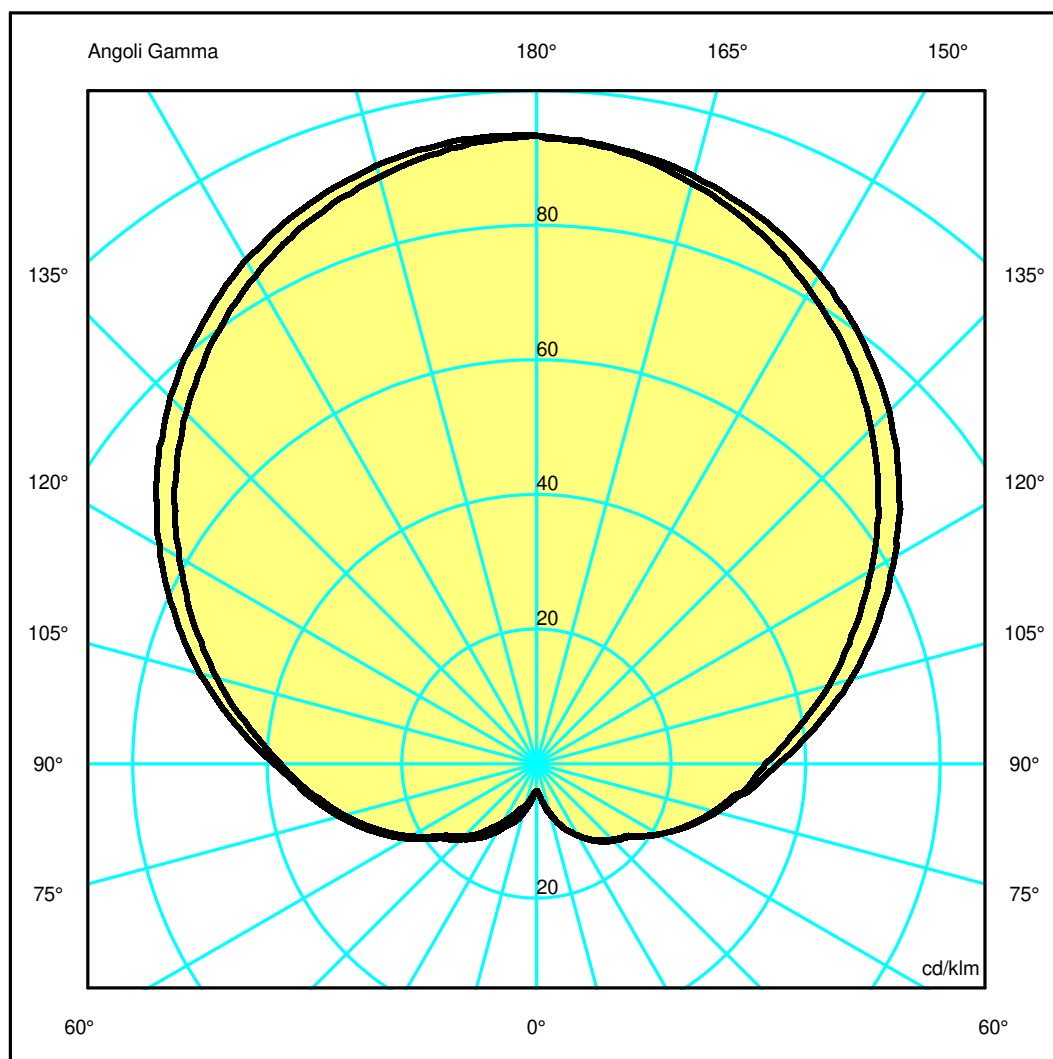
Measurerm.

Code FTS1801488
Name METEORITE 15 TAVOLO

Luminaire Flux	252 lm	Luminaire Power	5.0 W	Efficacy	50.364 lm/W	Efficiency	53.58%
Source Flux	470 lm	Maximum value	93.71 cd/klm	Position	C=325.00 G=176.00	CG	Asymmetrical
Round Luminaire		Diam.	140 mm	Height	140 mm		
Round Luminous Area		Diam.	140 mm	Height	140 mm		
Horizontal Luminous Area			0.015394 m2	Emitting area on Plane 180°			0.019600 m2
Emitting area on Plane 0°			0.019600 m2	Emitting area on Plane 270°			0.019600 m2
Emitting area on Plane 90°			0.019600 m2	Glare area at 76°			0.022742 m2
Coordinate system		CG		Symmetry Type		Asymmetrical	
Date		17-12-2021		Maximum Gamma Angle		180	
Measurement Distance		0.00		Measurement Flux		470 lm	
Lamping=LED 1x5W (E14) CCT=2700K CRI=80							
C.I.E.	12 34 63 27 54			D DIN 5040		D13	
F UTE	--			B NBN		BZ 10	



ULOR 39.33 %
DLOR 14.25 %
RN 73.41 %



Luminaire

Code 1703110A
Name METEORITE 15 TAVOLO

Measurerm.

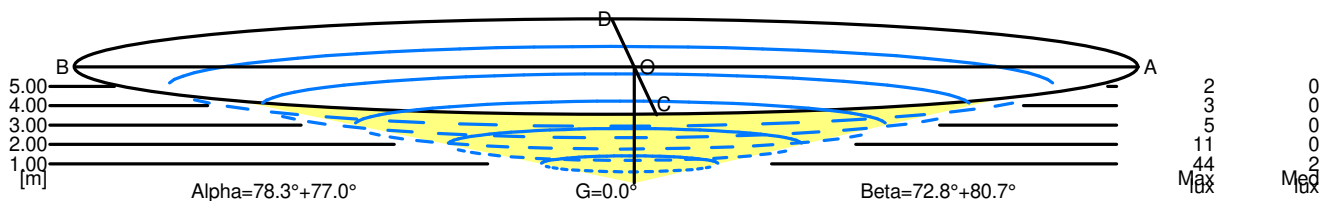
Code FTS1801488
Name METEORITE 15 TAVOLO

Luminaire Flux	252 lm	Luminaire Power	5.0 W	Efficacy	50.364 lm/W	Efficiency	53.58%
Source Flux	470 lm	Maximum value	93.71 cd/klm	Position	C=325.00 G=176.00	CG	Asymmetrical
Round Luminaire		Diam.	140 mm	Height	140 mm		
Round Luminous Area		Diam.	140 mm	Height	140 mm		
Horizontal Luminous Area		0.015394 m2		Emitting area on Plane 180°		0.019600 m2	
Emitting area on Plane 0°		0.019600 m2		Emitting area on Plane 270°		0.019600 m2	
Emitting area on Plane 90°		0.019600 m2		Glare area at 76°		0.022742 m2	
Coordinate system		CG		Symmetry Type		Asymmetrical	
Date		17-12-2021		Maximum Gamma Angle		180	
Measurement Distance		0.00		Measurement Flux		470 lm	
Lamping=LED 1x5W (E14) CCT=2700K CRI=80							
C.I.E.	12 34 63 27 54			D DIN 5040	D13		
F UTE	--			B NBN	BZ 10		

Width at 50.00 % of Max Intensity

H[m]	1.00	2.00	3.00	4.00	5.00	H[m]	1.00	2.00	3.00	4.00	5.00
OA	4.34	8.67	13.01	17.35	21.68	OC	3.24	6.48	9.72	12.96	16.20
OB	4.82	9.63	14.45	19.27	24.08	OD	6.12	12.24	18.35	24.47	30.59

	Luminous Intensities [cd/klm]									
	0	5	15	25	35	45	55	65	75	85
OA	43.87	43.52	42.50	40.70	38.07	34.85	31.02	26.82	22.70	18.67
OB	43.87	43.61	42.42	40.56	37.90	34.62	30.80	26.92	23.13	19.45
OC	43.87	43.46	41.93	39.64	36.66	33.07	29.05	24.96	21.15	17.54
OD	43.87	43.92	43.25	41.69	39.27	36.19	32.42	28.40	24.37	20.25



5.00	45.76	2	0		
4.00	36.61	3	0		
3.00	27.46	5	0		
2.00	18.31	11	0		
1.00	9.15	44	2		
H[m]	D[m]	Max lux	Med lux	Alpha=78.3°+77.0°	G=0.0

5.00	46.79	2	0		
4.00	37.43	3	0		
3.00	28.07	5	0		
2.00	18.72	11	0		
1.00	9.36	44	2		
H[m]	D[m]	Max lux	Med lux	Beta=80.7°+72.8°	G=0.0