

Luminaire

Code AP63218
Name VECTOR 55 SEMI-REC 927 FL BR.COPPER

Measurum.

Code FTS1801652-B
Name VECTOR 55 SEMI-REC 927 FL BR.COPPER

Luminaire Flux	1715 lm	Luminaire Power	18.0 W	Efficacy	95.278 lm/W	Efficiency	100.00%
Source Flux	1715 lm	Maximum value	5145.51 cd/klm	Position	C=0.00 G=0.00	CG	Rotosymmetrical
Round Luminaire		Diam.	55 mm	Height	130 mm		
Round Luminous Area		Diam.	48 mm	Height	0 mm		
Horizontal Luminous Area		0.001810 m2		Emitting area on Plane 180°		0.000000 m2	
Emitting area on Plane 0°		0.000000 m2		Emitting area on Plane 270°		0.000000 m2	
Emitting area on Plane 90°		0.000000 m2		Glare area at 76°		0.000438 m2	
Coordinate system		CG		Symmetry Type		Rotosymmetrical	
Date		08-02-2024		Maximum Gamma Angle		180	
Measurement Distance		0.00		Measurement Flux		1715 lm	

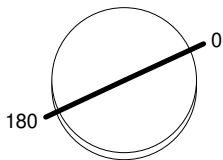
LED Flux=2359lm LED Power=18W Eff=73% EfcLed=131lm/W EfcLum=95lm/W CCT=2700K Ra=90 R9=50 SDCM=3 L70(9k)=50000h

C.I.E. 99 100 100 100 100
F UTE --

D DIN 5040
B NBN

A60
BZ 1

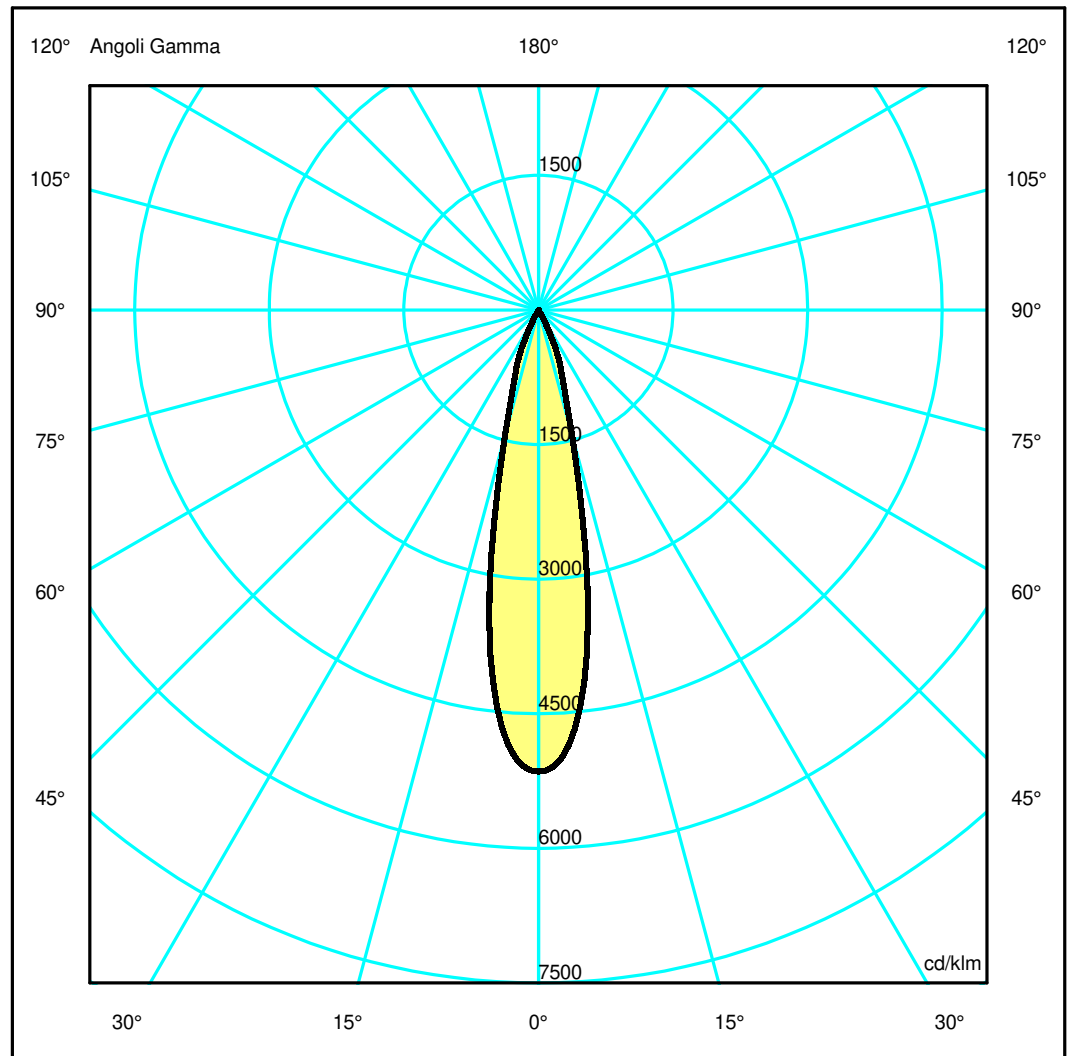
Diam=55mm



Semipiani C

180.0 ——— 0.0

ULOR 0.00 %
DLOR 100.00 %
RN 0.00 %



Luminaire

Code AP63218
Name VECTOR 55 SEMI-REC 927 FL BR.COPPER

Measurerm.

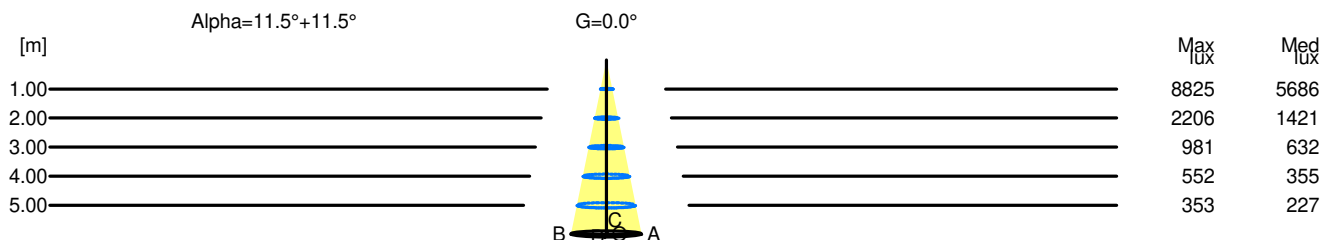
Code FTS1801652-B
Name VECTOR 55 SEMI-REC 927 FL BR.COPPER

Luminaire Flux	1715 lm	Luminaire Power	18.0 W	Efficacy	95.278 lm/W	Efficiency	100.00%
Source Flux	1715 lm	Maximum value	5145.51 cd/klm	Position	C=0.00 G=0.00	CG	Rotosymmetrical
Round Luminaire		Diam.	55 mm	Height	130 mm		
Round Luminous Area		Diam.	48 mm	Height	0 mm		
Horizontal Luminous Area		0.001810 m ²		Emitting area on Plane 180°		0.000000 m ²	
Emitting area on Plane 0°		0.000000 m ²		Emitting area on Plane 270°		0.000000 m ²	
Emitting area on Plane 90°		0.000000 m ²		Glare area at 76°		0.000438 m ²	
Coordinate system		CG		Symmetry Type		Rotosymmetrical	
Date		08-02-2024		Maximum Gamma Angle		180	
Measurement Distance		0.00		Measurement Flux		1715 lm	
LED Flux=2359lm LED Power=18W Eff=73% EfcLed=131lm/W EfcLum=95lm/W CCT=2700K Ra=90 R9=50 SDCM=3 L70(9k)=50000h							
C.I.E.	99	100	100	100	100	D DIN 5040	A60
F UTE	--					B NBN	BZ 1

Width at 50.00 % of Max Intensity

H[m]	1.00	2.00	3.00	4.00	5.00	H[m]	1.00	2.00	3.00	4.00	5.00
OA	0.20	0.41	0.61	0.81	1.01	OC	0.20	0.41	0.61	0.81	1.01
OB	0.20	0.41	0.61	0.81	1.01	OD	0.20	0.41	0.61	0.81	1.01

	Luminous Intensities [cd/klm]									
	0	5	15	25	35	45	55	65	75	85
OA	8824.54	8020.86	2480.66	626.85	17.32	6.30	3.07	1.85	1.03	0.39
OB	8824.54	8020.86	2480.66	626.85	17.32	6.30	3.07	1.85	1.03	0.39
OC	8824.54	8020.86	2480.66	626.85	17.32	6.30	3.07	1.85	1.03	0.39
OD	8824.54	8020.86	2480.66	626.85	17.32	6.30	3.07	1.85	1.03	0.39



H[m]	D[m]	Max lux	Med lux	Alpha=11.5°+11.5°	G=0.0
1.00	0.41	8825	5686		
2.00	0.81	2206	1421		
3.00	1.22	981	632		
4.00	1.62	552	355		
5.00	2.03	353	227		