

Luminaire

Code AP15120+AP91300
Name VECTOR 55 MAGNET 940 SP DALI BR.BRONZE + SOFT FILTER

Measurement

Code FTS1800278-A
Name VECTOR 55 MAGNET 940 SP DALI BR.BRONZE + SOFT FILTER

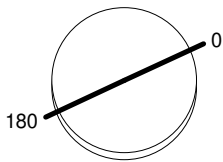
Luminaire Flux	1270 lm	Luminaire Power	23.0 W	Efficacy	55.213 lm/W	Efficiency	100.00%
Source Flux	1270 lm	Maximum value	4480.84 cd/klm	Position	C=0.00 G=0.00	CG	Rotosymmetrical
Round Luminaire		Diam.	55 mm	Height	130 mm		
Round Luminous Area		Diam.	46 mm	Height	0 mm		
Horizontal Luminous Area		0.001662 m2		Emitting area on Plane 180°		0.000000 m2	
Emitting area on Plane 0°		0.000000 m2		Emitting area on Plane 270°		0.000000 m2	
Emitting area on Plane 90°		0.000000 m2		Glare area at 76°		0.000402 m2	
Coordinate system		CG		Symmetry Type		Rotosymmetrical	
Date		19-10-2021		Maximum Gamma Angle		180	
Measurement Distance		0.00		Measurement Flux		1270 lm	

LED Flux=2383lm LED Power=21W Eff=53% EfcLed=113lm/W EfcLum=55lm/W CCT=4000K Ra=90 R9=50 SDCM=3 L70(6K)=50000h

C.I.E. 98 99 100 100 100
F UTE --

D DIN 5040
B NBN
A60
BZ 1

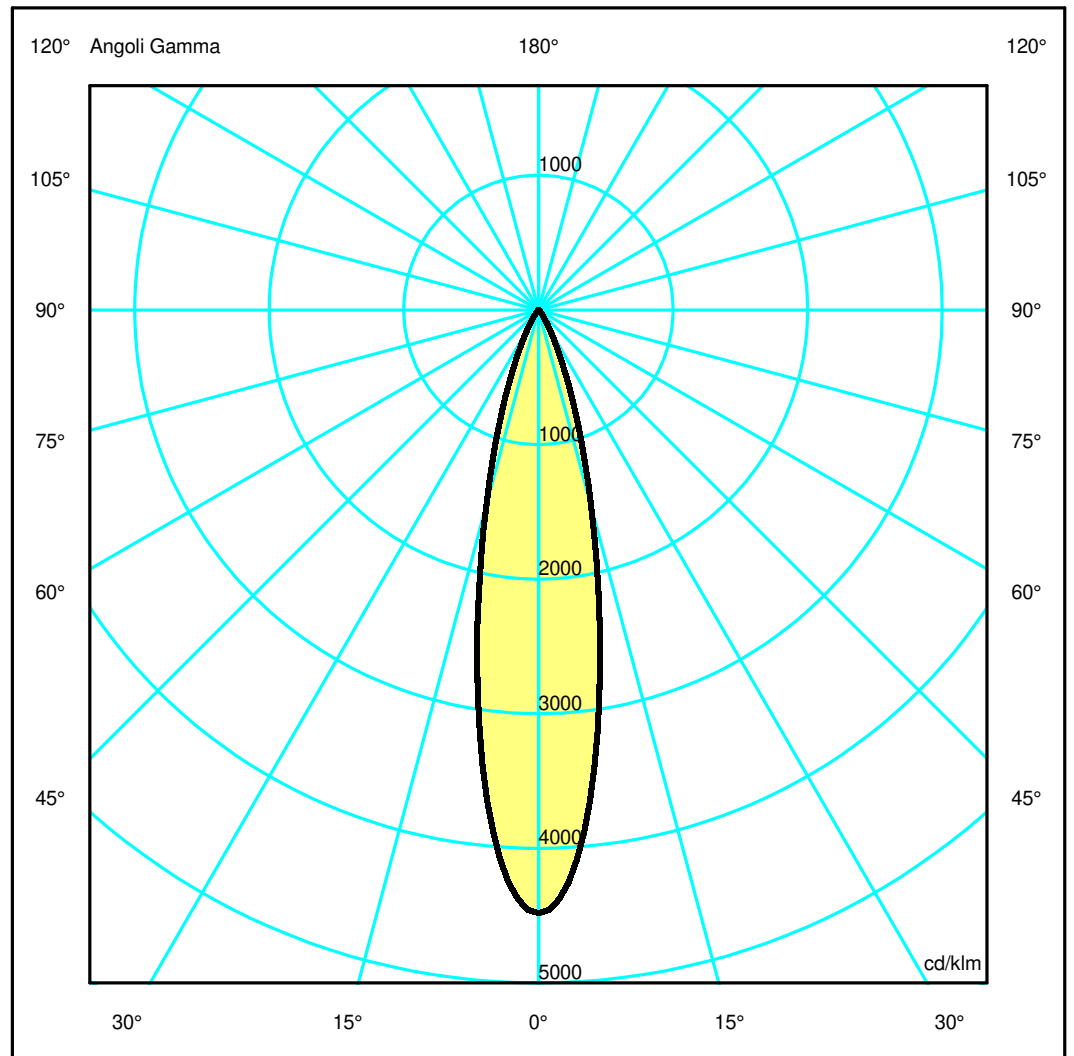
Diam=55mm



Semipiani C

180.0 ——— 0.0

ULOR 0.00 %
DLOR 100.00 %
RN 0.00 %



Luminaire

Code AP15120+AP91300
Name VECTOR 55 MAGNET 940 SP DALI BR.BRONZE + SOFT FILTER

Measurerm.

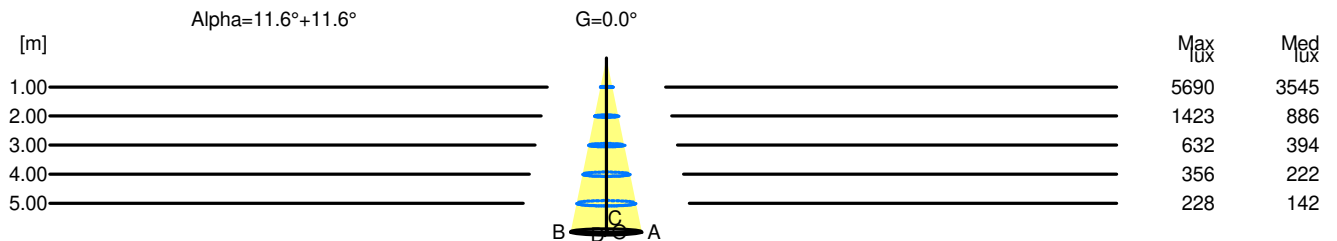
Code FTS1800278-A
Name VECTOR 55 MAGNET 940 SP DALI BR.BRONZE + SOFT FILTER

Luminaire Flux	1270 lm	Luminaire Power	23.0 W	Efficacy	55.213 lm/W	Efficiency	100.00%
Source Flux	1270 lm	Maximum value	4480.84 cd/klm	Position	C=0.00 G=0.00	CG	Rotosymmetrical
Round Luminaire		Diam.	55 mm	Height	130 mm		
Round Luminous Area		Diam.	46 mm	Height	0 mm		
Horizontal Luminous Area		0.001662 m2		Emitting area on Plane 180°		0.000000 m2	
Emitting area on Plane 0°		0.000000 m2		Emitting area on Plane 270°		0.000000 m2	
Emitting area on Plane 90°		0.000000 m2		Glare area at 76°		0.000402 m2	
Coordinate system		CG		Symmetry Type		Rotosymmetrical	
Date		19-10-2021		Maximum Gamma Angle		180	
Measurement Distance		0.00		Measurement Flux		1270 lm	
LED Flux=2383lm LED Power=21W Eff=53% EfcLed=113lm/W EfcLum=55lm/W CCT=4000K Ra=90 R9=50 SDCM=3 L70(6K)=50000h							
C.I.E.	98 99 100 100 100			D DIN 5040	A60		
F UTE	--			B NBN	BZ 1		

Width at 50.00 % of Max Intensity

H[m]	1.00	2.00	3.00	4.00	5.00	H[m]	1.00	2.00	3.00	4.00	5.00
OA	0.20	0.41	0.61	0.82	1.02	OC	0.20	0.41	0.61	0.82	1.02
OB	0.20	0.41	0.61	0.82	1.02	OD	0.20	0.41	0.61	0.82	1.02

	Luminous Intensities [cd/klm]									
	0	5	15	25	35	45	55	65	75	85
OA	5690.17	4939.09	1908.52	469.36	88.67	19.00	7.18	5.27	3.39	0.92
OB	5690.17	4939.09	1908.52	469.36	88.67	19.00	7.18	5.27	3.39	0.92
OC	5690.17	4939.09	1908.52	469.36	88.67	19.00	7.18	5.27	3.39	0.92
OD	5690.17	4939.09	1908.52	469.36	88.67	19.00	7.18	5.27	3.39	0.92



H[m]	D[m]	Max lux	Med lux	Alpha=11.6°+11.6°	G=0.0
1.00	0.41	5690	3545		
2.00	0.82	1423	886		
3.00	1.23	632	394		
4.00	1.64	356	222		
5.00	2.04	228	142		