

## Luminaire

Code AP21220+AP90300  
Name VECTOR 40 MAGNET SUSP 927 FL BBZ + SOFT FILTER

## Measurement

Code FTS2001384  
Name VECTOR 40 MAGNET SUSP 927 FL BBZ + SOFT FILTER

Luminaire Flux	372 lm	Luminaire Power	9.0 W	Efficacy	41.330 lm/W	Efficiency	100.00%
Source Flux	372 lm	Maximum value	3823.34 cd/klm	Position	C=0.00 G=0.00	CG	Rotosymmetrical
Round Luminaire		Diam.	40 mm	Height	103 mm		
Round Luminous Area		Diam.	27 mm	Height	0 mm		
Horizontal Luminous Area			0.000573 m2	Emitting area on Plane 180°			0.000000 m2
Emitting area on Plane 0°			0.000000 m2	Emitting area on Plane 270°			0.000000 m2
Emitting area on Plane 90°			0.000000 m2	Glare area at 76°			0.000139 m2
Coordinate system		CG		Symmetry Type		Rotosymmetrical	
Date		23-09-2021		Maximum Gamma Angle		180	
Measurement Distance		0.00		Measurement Flux		372 lm	

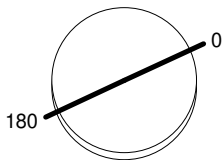
LED Flux=786lm LED Power=8W Eff=47% EfcLed=98lm/W EfcLum=41lm/W CCT=2700K Ra=90 SDCM=2 L70(6K)=50000h

C.I.E. 97 99 100 100 100  
F UTE --

D DIN 5040  
B NBN

A60  
BZ 1

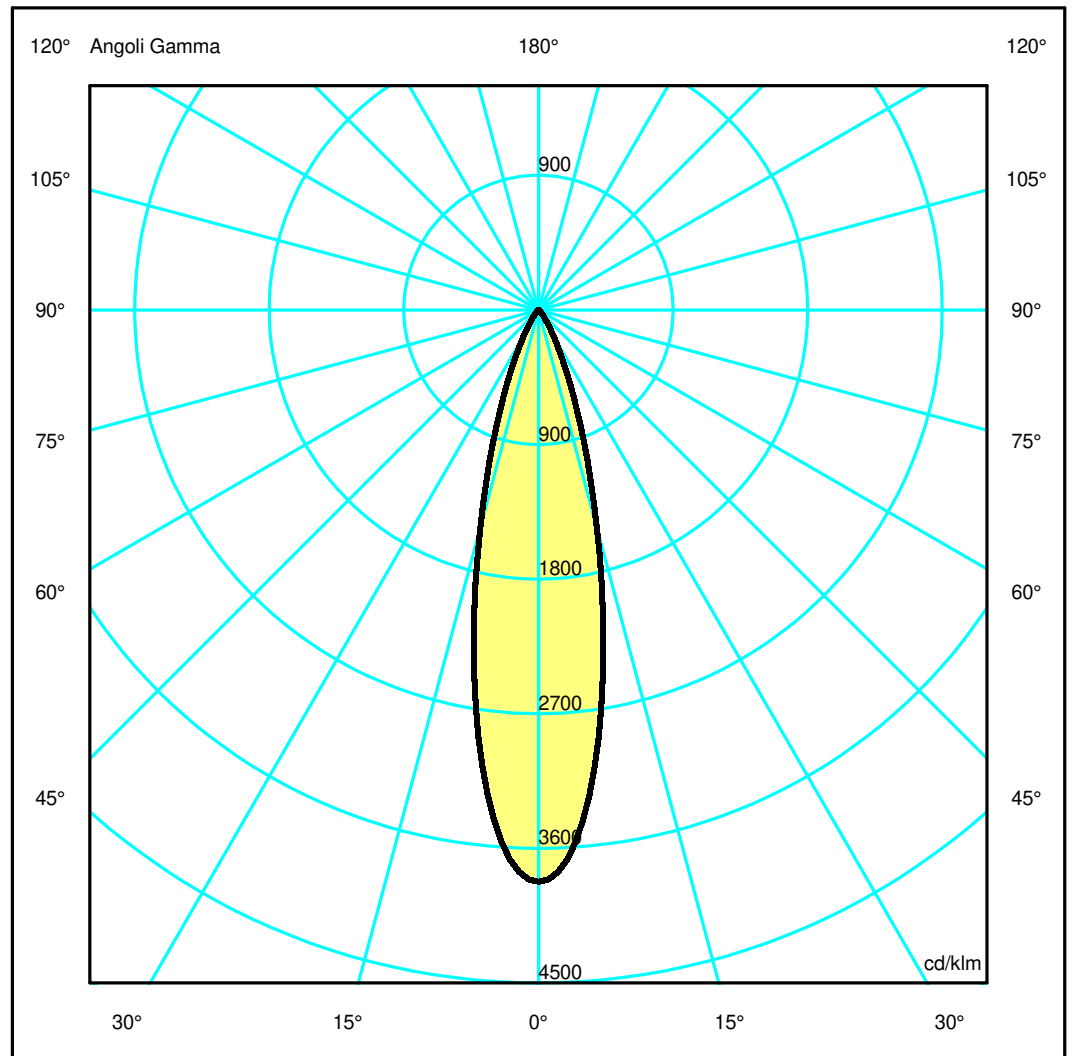
Diam=40mm



Semipiani C

180.0 ——— 0.0

ULOR 0.00 %  
DLOR 100.00 %  
RN 0.00 %



## Luminaire

Code AP21220+AP90300  
Name VECTOR 40 MAGNET SUSP 927 FL BBZ + SOFT FILTER

## Measurerm.

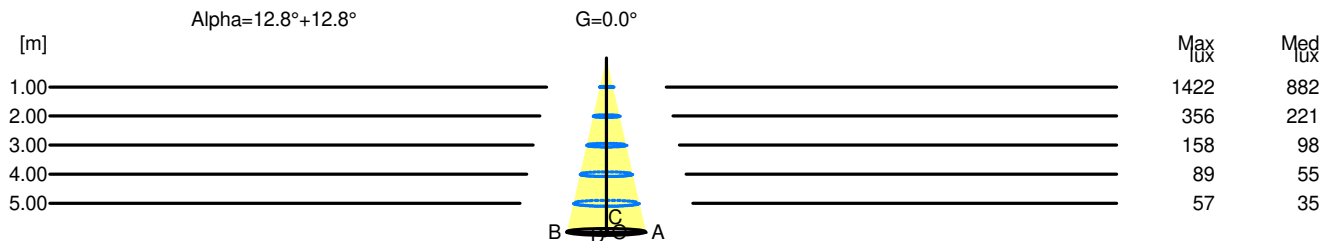
Code FTS2001384  
Name VECTOR 40 MAGNET SUSP 927 FL BBZ + SOFT FILTER

Luminaire Flux	372 lm	Luminaire Power	9.0 W	Efficacy	41.330 lm/W	Efficiency	100.00%
Source Flux	372 lm	Maximum value	3823.34 cd/klm	Position	C=0.00 G=0.00	CG	Rotosymmetrical
Round Luminaire		Diam.	40 mm	Height	103 mm		
Round Luminous Area		Diam.	27 mm	Height	0 mm		
Horizontal Luminous Area		0.000573 m2		Emitting area on Plane 180°		0.000000 m2	
Emitting area on Plane 0°		0.000000 m2		Emitting area on Plane 270°		0.000000 m2	
Emitting area on Plane 90°		0.000000 m2		Glare area at 76°		0.000139 m2	
Coordinate system		CG		Symmetry Type		Rotosymmetrical	
Date		23-09-2021		Maximum Gamma Angle		180	
Measurement Distance		0.00		Measurement Flux		372 lm	
LED Flux=786lm LED Power=8W Eff=47% EfcLed=98lm/W EfcLum=41lm/W CCT=2700K Ra=90 SDCM=2 L70(6K)=50000h							
C.I.E.	97 99 100 100 100			D DIN 5040	A60		
F UTE	--			B NBN	BZ 1		

### Width at 50.00 % of Max Intensity

H[m]	1.00	2.00	3.00	4.00	5.00	H[m]	1.00	2.00	3.00	4.00	5.00
OA	0.23	0.45	0.68	0.91	1.14	OC	0.23	0.45	0.68	0.91	1.14
OB	0.23	0.45	0.68	0.91	1.14	OD	0.23	0.45	0.68	0.91	1.14

	Luminous Intensities [ cd/klm ]									
	0	5	15	25	35	45	55	65	75	85
OA	1422.17	1273.41	560.96	152.44	33.64	7.92	2.62	1.44	0.72	0.19
OB	1422.17	1273.41	560.96	152.44	33.64	7.92	2.62	1.44	0.72	0.19
OC	1422.17	1273.41	560.96	152.44	33.64	7.92	2.62	1.44	0.72	0.19
OD	1422.17	1273.41	560.96	152.44	33.64	7.92	2.62	1.44	0.72	0.19



H[m]	D[m]	Max lux	Med lux	Alpha=12.8°+12.8°	G=0.0
1.00	0.45	1422	882		
2.00	0.91	356	221		
3.00	1.36	158	98		
4.00	1.82	89	55		
5.00	2.27	57	35		