

## Luminaire

Code AP21104+AP90400  
 Name VECTOR 40 MAGNET SUSP 927 SP BLK + ANTI DAZZLE LOUVRE

## Measurement

Code FTS2001279-B  
 Name VECTOR 40 MAGNET SUSP 927 SP BLK + ANTI DAZZLE LOUVRE

Luminaire Flux	361 lm	Luminaire Power	9.0 W	Efficacy	40.156 lm/W	Efficiency	100.00%
Source Flux	361 lm	Maximum value	11319.28 cd/klm	Position	C=0.00 G=0.00	CG	Rotosymmetrical
Round Luminaire		Diam.	40 mm	Height	103 mm		
Round Luminous Area		Diam.	35 mm	Height	0 mm		
Horizontal Luminous Area			0.000962 m2	Emitting area on Plane 180°			0.000000 m2
Emitting area on Plane 0°			0.000000 m2	Emitting area on Plane 270°			0.000000 m2
Emitting area on Plane 90°			0.000000 m2	Glare area at 76°			0.000233 m2
Coordinate system		CG		Symmetry Type		Rotosymmetrical	
Date		08-03-2022		Maximum Gamma Angle		180	
Measurement Distance		0.00		Measurement Flux		361 lm	

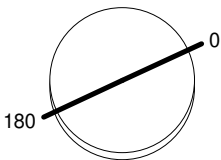
LED Flux=671lm LED Power=8W Eff=54% EfcLed=81lm/W EfcLum=40lm/W CCT=2700K Ra=90 R9=50 SDCM=3 L70(6K)=50000h

C.I.E. 99 100 100 100 100  
 F UTE --

D DIN 5040  
 B NBN

A60  
 BZ 1

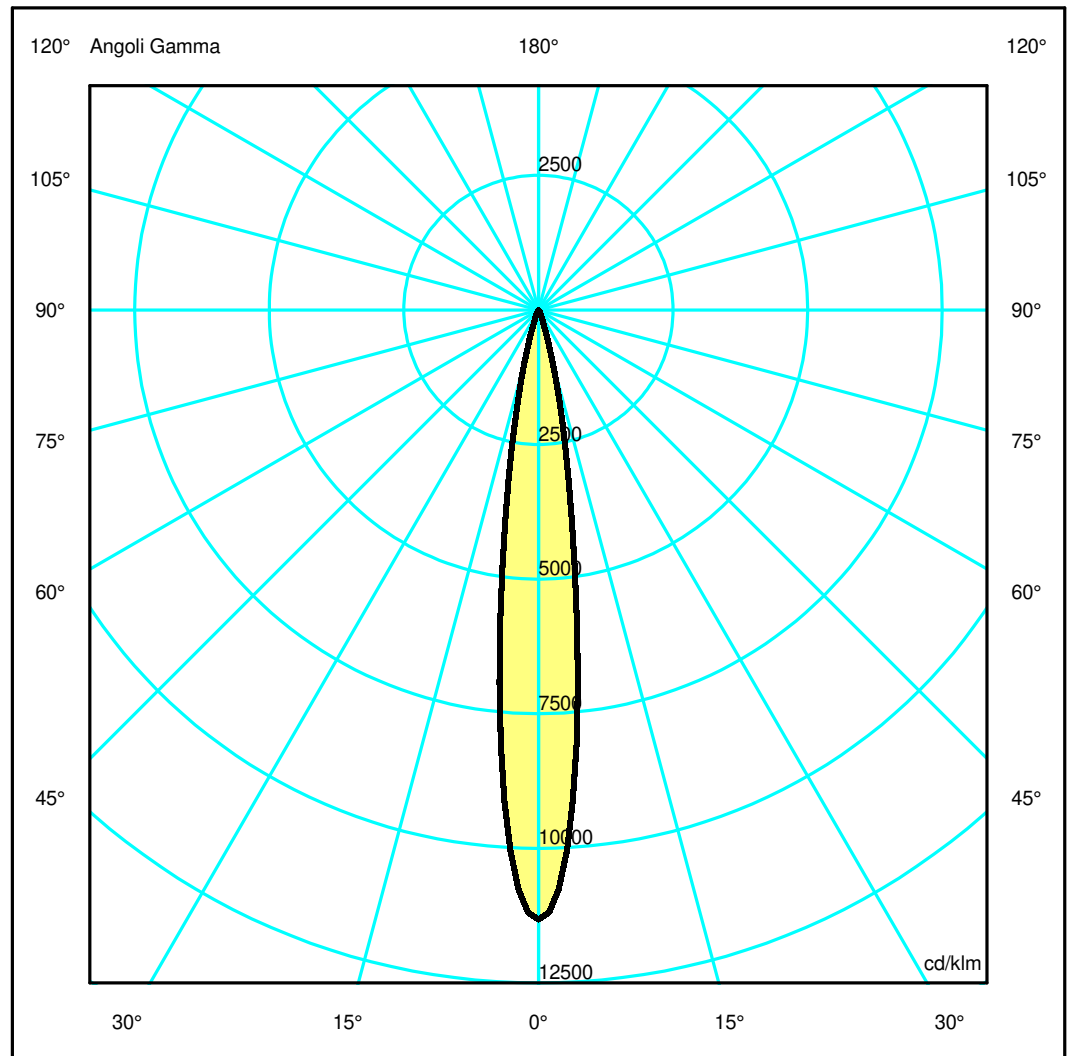
Diam=40mm



Semipiani C

180.0 ——— 0.0

ULOR 0.00 %  
 DLOR 100.00 %  
 RN 0.00 %



## Luminaire

Code AP21104+AP90400  
Name VECTOR 40 MAGNET SUSP 927 SP BLK + ANTI DAZZLE LOUVRE

## Measur.

Code FTS2001279-B  
Name VECTOR 40 MAGNET SUSP 927 SP BLK + ANTI DAZZLE LOUVRE

Luminaire Flux	361 lm	Luminaire Power	9.0 W	Efficacy	40.156 lm/W	Efficiency	100.00%
Source Flux	361 lm	Maximum value	11319.28 cd/klm	Position	C=0.00 G=0.00	CG	Rotosymmetrical
Round Luminaire		Diam.	40 mm	Height	103 mm		
Round Luminous Area		Diam.	35 mm	Height	0 mm		
Horizontal Luminous Area		0.000962 m2		Emitting area on Plane 180°		0.000000 m2	
Emitting area on Plane 0°		0.000000 m2		Emitting area on Plane 270°		0.000000 m2	
Emitting area on Plane 90°		0.000000 m2		Glare area at 76°		0.000233 m2	
Coordinate system		CG		Symmetry Type		Rotosymmetrical	
Date		08-03-2022		Maximum Gamma Angle		180	
Measurement Distance		0.00		Measurement Flux		361 lm	

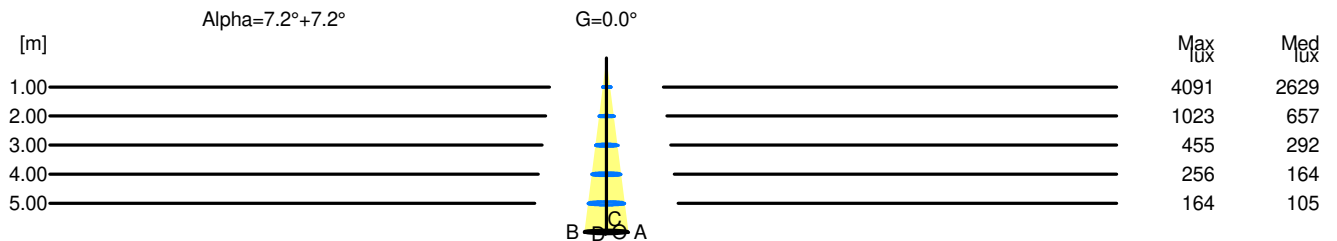
LED Flux=671lm LED Power=8W Eff=54% EfcLed=81lm/W EfcLum=40lm/W CCT=2700K Ra=90 R9=50 SDCM=3 L70(6K)=50000h

C.I.E.	99 100 100 100 100	D DIN 5040	A60
F UTE	--	B NBN	BZ 1

### Width at 50.00 % of Max Intensity

H[m]	1.00	2.00	3.00	4.00	5.00	H[m]	1.00	2.00	3.00	4.00	5.00
OA	0.13	0.25	0.38	0.50	0.63	OC	0.13	0.25	0.38	0.50	0.63
OB	0.13	0.25	0.38	0.50	0.63	OD	0.13	0.25	0.38	0.50	0.63

	Luminous Intensities [ cd/klm ]									
	0	5	15	25	35	45	55	65	75	85
OA	4090.79	2921.09	373.25	40.42	10.39	2.35	0.58	0.22	0.18	0.16
OB	4090.79	2921.09	373.25	40.42	10.39	2.35	0.58	0.22	0.18	0.16
OC	4090.79	2921.09	373.25	40.42	10.39	2.35	0.58	0.22	0.18	0.16
OD	4090.79	2921.09	373.25	40.42	10.39	2.35	0.58	0.22	0.18	0.16



H[m]	D[m]	Max lux	Med lux	Alpha=7.2°+7.2°	G=0.0
1.00	0.25	4091	2629		
2.00	0.50	1023	657		
3.00	0.76	455	292		
4.00	1.01	256	164		
5.00	1.26	164	105		