

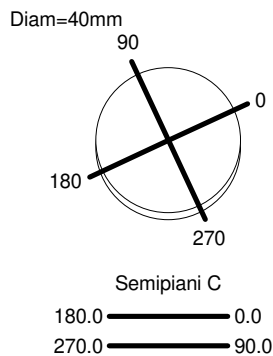
## Luminaire

Code AP21104+AP90200  
 Name VECTOR 40 MAGNET SUSP 927 SP BLK + LENS FOR ELLIPTICAL EMISSION

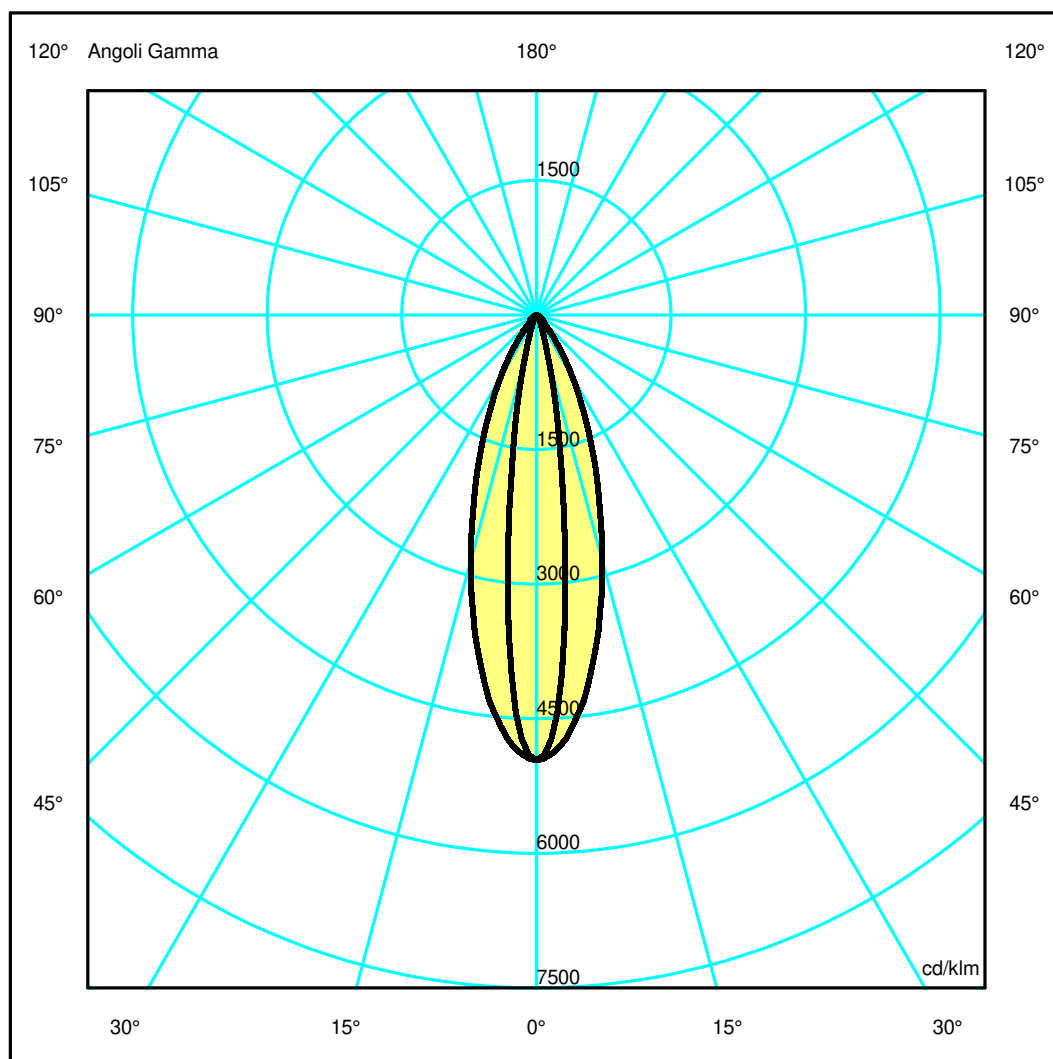
## Measurement

Code FTS2001324-B  
 Name VECTOR 40 MAGNET SUSP 927 SP BLK + LENS FOR ELLIPTICAL EMISSION

|   |                   |                 |                |                             |               |                    |                    |
|---|-------------------|-----------------|----------------|-----------------------------|---------------|--------------------|--------------------|
| Luminaire Flux  | 361 lm            | Luminaire Power | 9.0 W          | Efficacy                    | 40.141 lm/W   | Efficiency         | 100.00%            |
| Source Flux   | 361 lm            | Maximum value   | 4963.04 cd/klm | Position                    | C=0.00 G=0.00 | CG                 | Double Symmetrical |
| Round Luminaire   |                   | Diam.           | 40 mm          | Height                      | 103 mm        |                    |                    |
| Round Luminous Area   |                   | Diam.           | 35 mm          | Height                      | 0 mm          |                    |                    |
| Horizontal Luminous Area  |                   |                 | 0.000962 m2    | Emitting area on Plane 180° |               |                    | 0.000000 m2        |
| Emitting area on Plane 0°   |                   |                 | 0.000000 m2    | Emitting area on Plane 270° |               |                    | 0.000000 m2        |
| Emitting area on Plane 90°  |                   |                 | 0.000000 m2    | Glare area at 76°           |               |                    | 0.000233 m2        |
| Coordinate system   |                   | CG              |                | Symmetry Type               |               | Double Symmetrical |                    |
| Date  |                   | 08-03-2022      |                | Maximum Gamma Angle         |               | 180                |                    |
| Measurement Distance  |                   | 0.00            |                | Measurement Flux            |               | 361 lm             |                    |
| LED Flux=671lm LED Power=8W Eff=54% EfcLed=81lm/W EfcLum=40lm/W CCT=2700K Ra=90 R9=50 SDCM=3 L70(6K)=50000h |                   |                 |                |                             |               |                    |                    |
| C.I.E.  | 96 99 100 100 100 |                 |                | D DIN 5040                  | A60           |                    |                    |
| F UTE   | 1.00 A            |                 |                | B NBN                       | BZ 1          |                    |                    |



ULOR 0.00 %  
 DLOR 100.00 %  
 RN 0.00 %



## Luminaire

Code AP21104+AP90200  
Name VECTOR 40 MAGNET SUSP 927 SP BLK + LENS FOR ELLIPTICAL EMISSION

## Measurerm.

Code FTS2001324-B  
Name VECTOR 40 MAGNET SUSP 927 SP BLK + LENS FOR ELLIPTICAL EMISSION

|                            |        |                 |                |                             |               |            |                    |
|----------------------------|--------|-----------------|----------------|-----------------------------|---------------|------------|--------------------|
| Luminaire Flux             | 361 lm | Luminaire Power | 9.0 W          | Efficacy                    | 40.141 lm/W   | Efficiency | 100.00%            |
| Source Flux                | 361 lm | Maximum value   | 4963.04 cd/klm | Position                    | C=0.00 G=0.00 | CG         | Double Symmetrical |
| Round Luminaire            |        | Diam.           | 40 mm          | Height                      | 103 mm        |            |                    |
| Round Luminous Area        |        | Diam.           | 35 mm          | Height                      | 0 mm          |            |                    |
| Horizontal Luminous Area   |        |                 | 0.000962 m2    | Emitting area on Plane 180° |               |            | 0.000000 m2        |
| Emitting area on Plane 0°  |        |                 | 0.000000 m2    | Emitting area on Plane 270° |               |            | 0.000000 m2        |
| Emitting area on Plane 90° |        |                 | 0.000000 m2    | Glare area at 76°           |               |            | 0.000233 m2        |
| Coordinate system          |        | CG              |                | Symmetry Type               |               |            | Double Symmetrical |
| Date                       |        | 08-03-2022      |                | Maximum Gamma Angle         |               |            | 180                |
| Measurement Distance       |        | 0.00            |                | Measurement Flux            |               |            | 361 lm             |

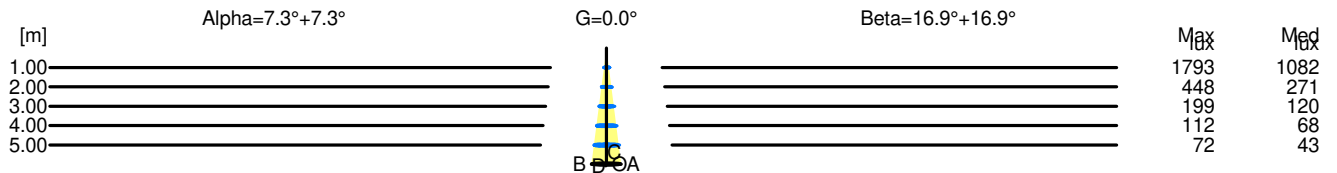
LED Flux=671lm LED Power=8W Eff=54% EfcLed=81lm/W EfcLum=40lm/W CCT=2700K Ra=90 R9=50 SDCM=3 L70(6K)=50000h

|        |                   |            |      |
|--------|-------------------|------------|------|
| C.I.E. | 96 99 100 100 100 | D DIN 5040 | A60  |
| F UTE  | 1.00 A            | B NBN      | BZ 1 |

### Width at 50.00 % of Max Intensity

| H[m] | 1.00 | 2.00 | 3.00 | 4.00 | 5.00 | H[m] | 1.00 | 2.00 | 3.00 | 4.00 | 5.00 |
|------|------|------|------|------|------|------|------|------|------|------|------|
| OA   | 0.13 | 0.26 | 0.38 | 0.51 | 0.64 | OC   | 0.30 | 0.61 | 0.91 | 1.22 | 1.52 |
| OB   | 0.13 | 0.26 | 0.38 | 0.51 | 0.64 | OD   | 0.30 | 0.61 | 0.91 | 1.22 | 1.52 |

|    | Luminous Intensities [ cd/klm ] |         |         |        |        |       |       |       |      |      |
|----|---------------------------------|---------|---------|--------|--------|-------|-------|-------|------|------|
|    | 0                               | 5       | 15      | 25     | 35     | 45    | 55    | 65    | 75   | 85   |
| OA | 1793.00                         | 1282.20 | 195.33  | 39.71  | 11.54  | 3.53  | 1.51  | 0.94  | 0.59 | 0.28 |
| OB | 1793.00                         | 1282.20 | 195.33  | 39.71  | 11.54  | 3.53  | 1.51  | 0.94  | 0.59 | 0.28 |
| OC | 1793.00                         | 1661.09 | 1020.22 | 473.79 | 157.37 | 37.43 | 23.29 | 12.36 | 2.27 | 0.25 |
| OD | 1793.00                         | 1661.09 | 1020.22 | 473.79 | 157.37 | 37.43 | 23.29 | 12.36 | 2.27 | 0.25 |



| H[m] | D[m] | Max lux | Med lux | Alpha=7.3°+7.3° | G=0.0 |
|------|------|---------|---------|-----------------|-------|
| 1.00 | 0.26 | 1793    | 1082    |                 |       |
| 2.00 | 0.51 | 448     | 271     |                 |       |
| 3.00 | 0.77 | 199     | 120     |                 |       |
| 4.00 | 1.02 | 112     | 68      |                 |       |
| 5.00 | 1.28 | 72      | 43      |                 |       |

| H[m] | D[m] | Max lux | Med lux | Beta=16.9°+16.9° | G=0.0 |
|------|------|---------|---------|------------------|-------|
| 1.00 | 0.61 | 1793    | 1082    |                  |       |
| 2.00 | 1.22 | 448     | 271     |                  |       |
| 3.00 | 1.83 | 199     | 120     |                  |       |
| 4.00 | 2.43 | 112     | 68      |                  |       |
| 5.00 | 3.04 | 72      | 43      |                  |       |