

Luminaire

Code BH22004+BH16204
 Name A.39 RCS TRIM SHARP 2368 LB S 930 NRO + 4X4 OPT. LB BLACK

Measurem.

Code FTS1900625
 Name A.39 RCS TRIM SHARP 2368 LB S 930 NRO + 4X4 OPT. LB BLACK


Luminaire Flux	3244.13 lm	Luminaire Power	44.00 W	Efficacy	73.73 lm/W	Efficiency	100.00%
Sources Flux	3244.13 lm	Maximum value	5604.42 cd/klm	Position	C=0.00 G=0.00	CG	Rotosymmetrical
Rectangular Luminaire		Length	2368 mm	Width	40 mm	Height	111 mm
Rectangular Luminous Area		Length	592 mm	Width	37 mm	Height	0 mm
Horizontal Luminous Area		0.021904 m ²		Emitting area on Plane 180°		0.000000 m ²	
Emitting area on Plane 0°		0.000000 m ²		Emitting area on Plane 270°		0.000000 m ²	
Emitting area on Plane 90°		0.000000 m ²		Glare area at 76°		0.005299 m ²	
Coordinate system		CG		Symmetry Type		Rotosymmetrical	
Date		21-02-2017		Maximum Gamma Angle		180	
Measurement Distance		0.00		Measurement Flux		3244.13 lm	

LED Flux=4352,8lm LED Power=44W Eff=75% EfcLed=99lm/W EfcLum=74lm/W Ra=90 SDCM=2 L90(20K)=118000h

C.I.E. 100 100 100 100 100
 F UTE --

D DIN 5040
 B NBN
 A60
 BZ 1

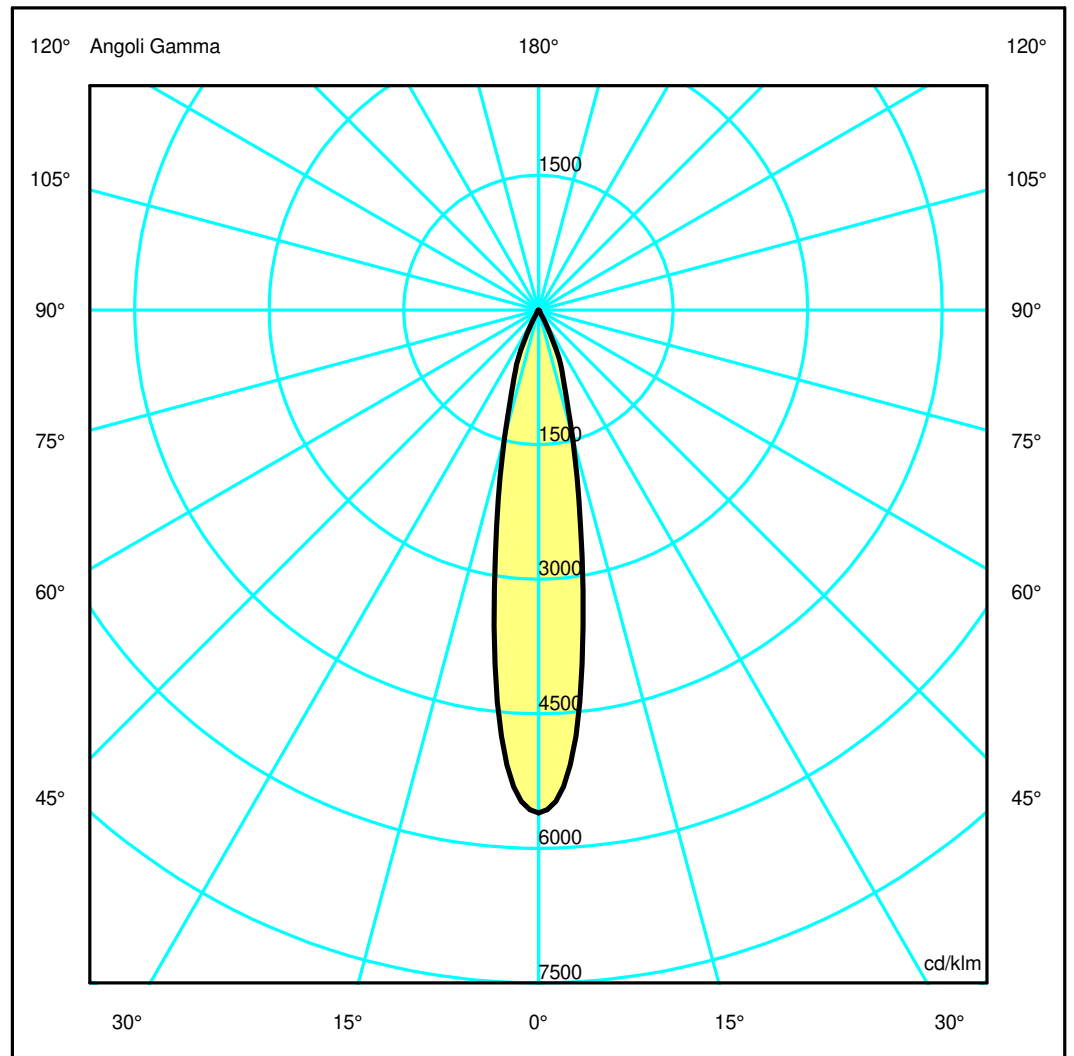
2368mm x 40mm



Semipiani C

180.0 ——— 0.0

ULOR 0.00 %
 DLOR 100.00 %
 RN 0.00 %



Luminaire

Code BH22004+BH16204
Name A.39 RCS TRIM SHARP 2368 LB S 930 NRO + 4X4 OPT. LB BLACK

Measurem.

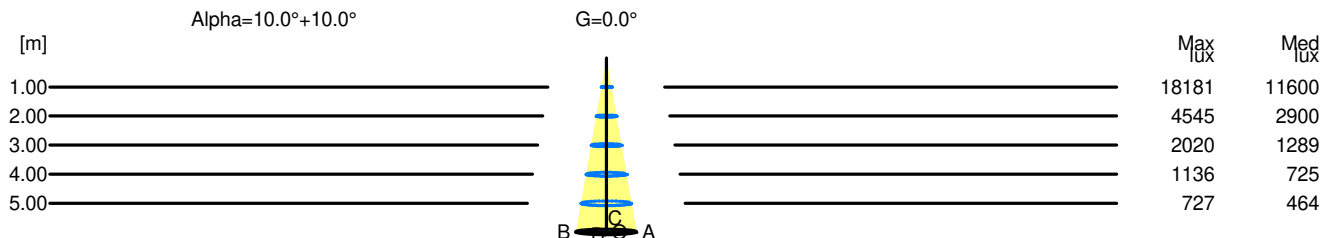
Code FTS1900625
Name A.39 RCS TRIM SHARP 2368 LB S 930 NRO + 4X4 OPT. LB BLACK

Luminaire Flux	3244.13 lm	Luminaire Power	44.00 W	Efficacy	73.73 lm/W	Efficiency	100.00%
Sources Flux	3244.13 lm	Maximum value	5604.42 cd/klm	Position	C=0.00 G=0.00	CG	Rotosymmetrical
Rectangular Luminaire		Length	2368 mm	Width	40 mm	Height	111 mm
Rectangular Luminous Area		Length	592 mm	Width	37 mm	Height	0 mm
Horizontal Luminous Area		0.021904 m2		Emitting area on Plane 180°		0.000000 m2	
Emitting area on Plane 0°		0.000000 m2		Emitting area on Plane 270°		0.000000 m2	
Emitting area on Plane 90°		0.000000 m2		Glare area at 76°		0.005299 m2	
Coordinate system		CG		Symmetry Type		Rotosymmetrical	
Date		21-02-2017		Maximum Gamma Angle		180	
Measurement Distance		0.00		Measurement Flux		3244.13 lm	
LED Flux=4352,8lm LED Power=44W Eff=75% EfcLed=99lm/W EfcLum=74lm/W Ra=90 SDCM=2 L90(20K)=118000h							
C.I.E.	100	100	100	100	100	D DIN 5040	A60
F UTE	--					B NBN	BZ 1

Width at 50.00 % of Max Intensity

H[m]	1.00	2.00	3.00	4.00	5.00	H[m]	1.00	2.00	3.00	4.00	5.00
OA	0.18	0.35	0.53	0.70	0.88	OC	0.18	0.35	0.53	0.70	0.88
OB	0.18	0.35	0.53	0.70	0.88	OD	0.18	0.35	0.53	0.70	0.88

	Luminous Intensities [cd/klm]									
	0	5	15	25	35	45	55	65	75	85
OA	18181.48	15460.37	4746.81	1269.76	75.18	15.90	2.00	0.00	0.00	0.00
OB	18181.48	15460.37	4746.81	1269.76	75.18	15.90	2.00	0.00	0.00	0.00
OC	18181.48	15460.37	4746.81	1269.76	75.18	15.90	2.00	0.00	0.00	0.00
OD	18181.48	15460.37	4746.81	1269.76	75.18	15.90	2.00	0.00	0.00	0.00



H[m]	D[m]	Max lux	Med lux	Alpha=10.0°+10.0°	G=0.0
1.00	0.35	18181	11600		
2.00	0.70	4545	2900		
3.00	1.05	2020	1289		
4.00	1.40	1136	725		
5.00	1.75	727	464		