

Luminaire

Code BH04501+BH16001
 Name A.39 S/C SHAR DIR 1184 LB 34 400K ND BCO + COVER 2X4 OPT. LB WHITE

Measurement

Code FTS1900313
 Name A.39 S/C SHAR DIR 1184 LB 34 400K ND BCO + COVER 2X4 OPT. LB WHITE

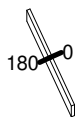
| | | | | | | | |
|----------------------------|------------|-------------------------|----------------|-----------------------------|---------------|-------------------------|-----------------|
| Luminaire Flux | 1650.63 lm | Luminaire Power | 27.00 W | Efficacy | 61.13 lm/W | Efficiency | 100.00% |
| Sources Flux | 1650.63 lm | Maximum value | 2570.73 cd/klm | Position | C=0.00 G=0.00 | CG | Rotosymmetrical |
| Rectangular Luminaire | | Length | 1184 mm | Width | 40 mm | Height | 111 mm |
| Rectangular Luminous Area | | Length | 296 mm | Width | 37 mm | Height | 0 mm |
| Horizontal Luminous Area | | 0.010952 m ² | | Emitting area on Plane 180° | | 0.000000 m ² | |
| Emitting area on Plane 0° | | 0.000000 m ² | | Emitting area on Plane 270° | | 0.000000 m ² | |
| Emitting area on Plane 90° | | 0.000000 m ² | | Glare area at 76° | | 0.002650 m ² | |
| Coordinate system | | CG | | Symmetry Type | | Rotosymmetrical | |
| Date | | 16-02-2017 | | Maximum Gamma Angle | | 180 | |
| Measurement Distance | | 0.00 | | Measurement Flux | | 1650.63 lm | |

LED Flux=2329,1lm LED Power=22W Eff=71% EfcLed=106lm/W EfcLum=61lm/W Ra=90 SDCM=2 L90(20K)=118000h

C.I.E. 97 99 100 100 100
 F UTE --

D DIN 5040
 B NBN
 A60
 BZ 1

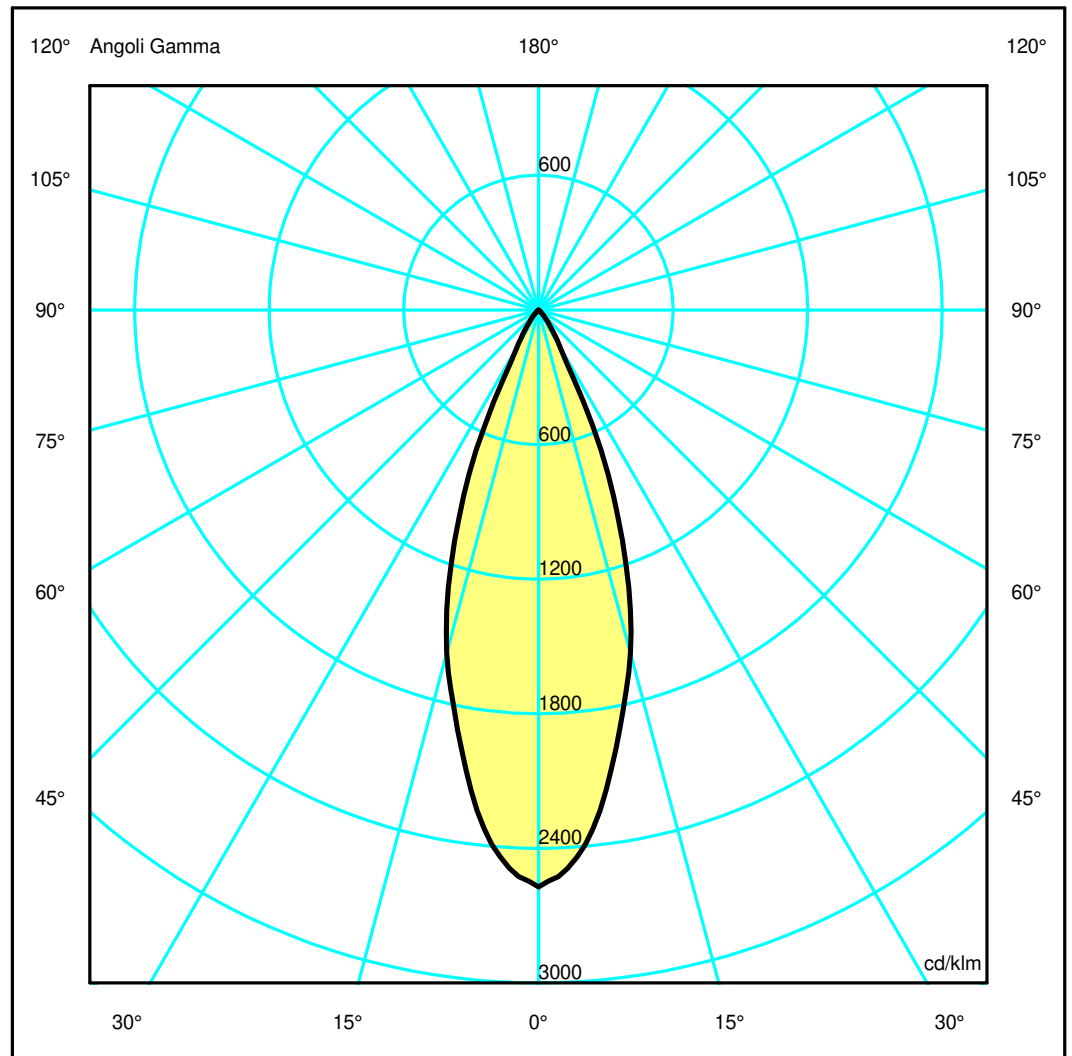
1184mm x 40mm



Semipiani C

180.0 ——— 0.0

ULOR 0.00 %
 DLOR 100.00 %
 RN 0.00 %



Luminaire

Code BH04501+BH16001
 Name A.39 S/C SHAR DIR 1184 LB 34 400K ND BCO + COVER 2X4 OPT. LB WHITE

Measur.

Code FTS1900313
 Name A.39 S/C SHAR DIR 1184 LB 34 400K ND BCO + COVER 2X4 OPT. LB WHITE

| | | | | | | | |
|----------------------------|------------|-------------------------|----------------|-----------------------------|---------------|-------------------------|-----------------|
| Luminaire Flux | 1650.63 lm | Luminaire Power | 27.00 W | Efficacy | 61.13 lm/W | Efficiency | 100.00% |
| Sources Flux | 1650.63 lm | Maximum value | 2570.73 cd/klm | Position | C=0.00 G=0.00 | CG | Rotosymmetrical |
| Rectangular Luminaire | | Length | 1184 mm | Width | 40 mm | Height | 111 mm |
| Rectangular Luminous Area | | Length | 296 mm | Width | 37 mm | Height | 0 mm |
| Horizontal Luminous Area | | 0.010952 m ² | | Emitting area on Plane 180° | | 0.000000 m ² | |
| Emitting area on Plane 0° | | 0.000000 m ² | | Emitting area on Plane 270° | | 0.000000 m ² | |
| Emitting area on Plane 90° | | 0.000000 m ² | | Glare area at 76° | | 0.002650 m ² | |
| Coordinate system | | CG | | Symmetry Type | | Rotosymmetrical | |
| Date | | 16-02-2017 | | Maximum Gamma Angle | | 180 | |
| Measurement Distance | | 0.00 | | Measurement Flux | | 1650.63 lm | |

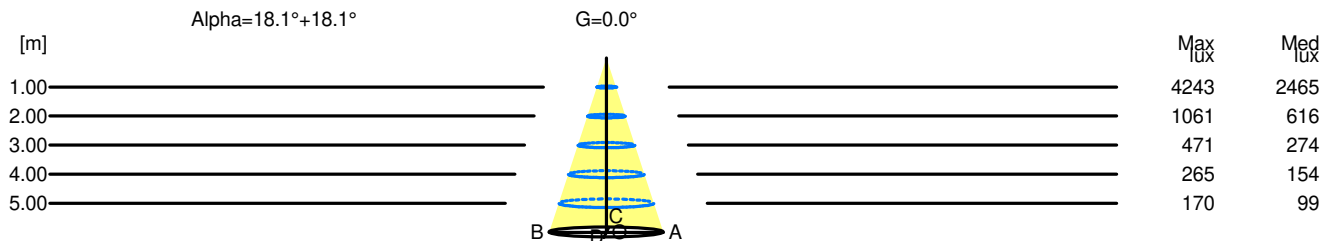
LED Flux=2329,1lm LED Power=22W Eff=71% EfcLed=106lm/W EfcLum=61lm/W Ra=90 SDCM=2 L90(20K)=118000h

| | | | |
|--------|-------------------|------------|------|
| C.I.E. | 97 99 100 100 100 | D DIN 5040 | A60 |
| F UTE | -- | B NBN | BZ 1 |

Width at 50.00 % of Max Intensity

| H[m] | 1.00 | 2.00 | 3.00 | 4.00 | 5.00 | H[m] | 1.00 | 2.00 | 3.00 | 4.00 | 5.00 |
|------|------|------|------|------|------|------|------|------|------|------|------|
| OA | 0.33 | 0.66 | 0.98 | 1.31 | 1.64 | OC | 0.33 | 0.66 | 0.98 | 1.31 | 1.64 |
| OB | 0.33 | 0.66 | 0.98 | 1.31 | 1.64 | OD | 0.33 | 0.66 | 0.98 | 1.31 | 1.64 |

| | Luminous Intensities [cd/klm] | | | | | | | | | |
|----|---------------------------------|---------|---------|--------|--------|-------|-------|------|------|------|
| | 0 | 5 | 15 | 25 | 35 | 45 | 55 | 65 | 75 | 85 |
| OA | 4243.33 | 3947.09 | 2610.75 | 938.94 | 165.69 | 39.08 | 10.14 | 5.48 | 3.54 | 1.39 |
| OB | 4243.33 | 3947.09 | 2610.75 | 938.94 | 165.69 | 39.08 | 10.14 | 5.48 | 3.54 | 1.39 |
| OC | 4243.33 | 3947.09 | 2610.75 | 938.94 | 165.69 | 39.08 | 10.14 | 5.48 | 3.54 | 1.39 |
| OD | 4243.33 | 3947.09 | 2610.75 | 938.94 | 165.69 | 39.08 | 10.14 | 5.48 | 3.54 | 1.39 |



| H[m] | D[m] | Max lux | Med lux | Alpha=18.1°+18.1° | G=0.0 |
|------|------|---------|---------|-------------------|-------|
| 1.00 | 0.66 | 4243 | 2465 | | |
| 2.00 | 1.31 | 1061 | 616 | | |
| 3.00 | 1.97 | 471 | 274 | | |
| 4.00 | 2.62 | 265 | 154 | | |
| 5.00 | 3.28 | 170 | 99 | | |