

**Luminaire**

Code BH00705+BH16104  
 Name A.39 S/C SHAR DIR 1184 HB 34 400K DM SIL + COVER 3X4 OPT. HB BLACK

**Measur.**

Code FTS1603048  
 Name A.39 S/C SHAR DIR 1184 HB 34 400K DM SIL + COVER 3X4 OPT. HB BLACK


Luminaire Flux	2445.56 lm	Luminaire Power	38.00 W	Efficacy	64.36 lm/W	Efficiency	100.00%
Sources Flux	2445.56 lm	Maximum value	2630.91 cd/klm	Position	C=0.00 G=0.00	CG	Rotosymmetrical
Rectangular Luminaire	Length	1184 mm	Width	40 mm	Height	111 mm	
Rectangular Luminous Area	Length	444 mm	Width	37 mm	Height	0 mm	
Horizontal Luminous Area	0.016428 m <sup>2</sup>		Emitting area on Plane 180°	0.000000 m <sup>2</sup>			
Emitting area on Plane 0°	0.000000 m <sup>2</sup>		Emitting area on Plane 270°	0.000000 m <sup>2</sup>			
Emitting area on Plane 90°	0.000000 m <sup>2</sup>		Glare area at 76°	0.003974 m <sup>2</sup>			
Coordinate system	CG		Symmetry Type	Rotosymmetrical			
Date	16-02-2017		Maximum Gamma Angle	180			
Measurement Distance	0.00		Measurement Flux	2445.56 lm			

LED Flux=3493,65lm LED Power=33W Eff=70% EfcLed=106lm/W EfcLum=64lm/W Ra=90 SDCM=2 L90(20K)=118000h

C.I.E. 99 100 100 100 100  
 F UTE --

D DIN 5040  
 B NBN  
 A60  
 BZ 1

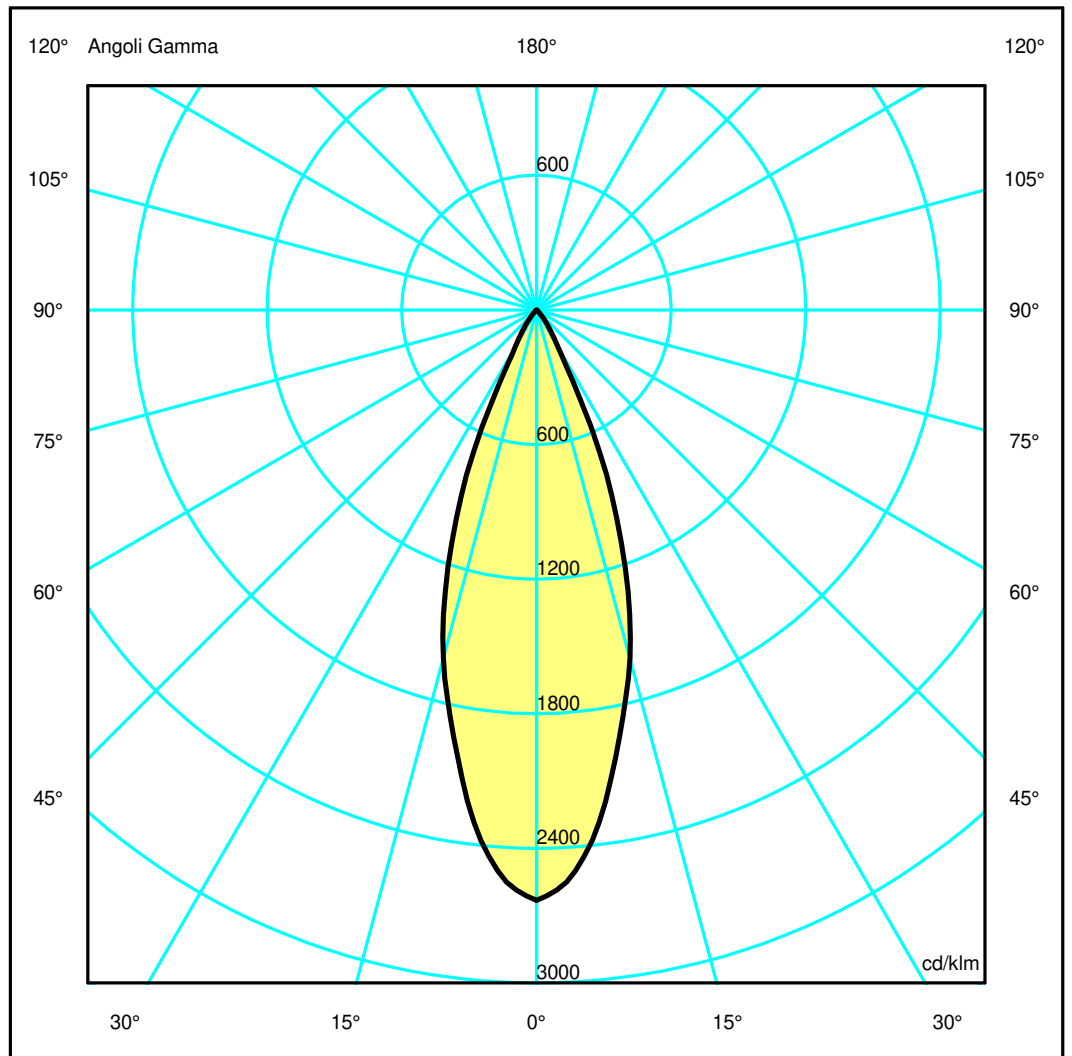
1184mm x 40mm



Semipiani C

180.0 ——— 0.0

ULOR 0.00 %  
 DLOR 100.00 %  
 RN 0.00 %



## Luminaire

Code BH00705+BH16104  
 Name A.39 S/C SHAR DIR 1184 HB 34 400K DM SIL + COVER 3X4 OPT. HB BLACK

## Measur.

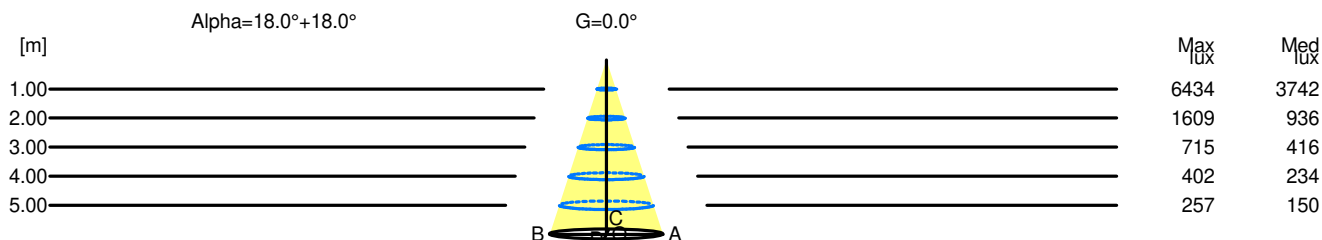
Code FTS1603048  
 Name A.39 S/C SHAR DIR 1184 HB 34 400K DM SIL + COVER 3X4 OPT. HB BLACK

Luminaire Flux	2445.56 lm	Luminaire Power	38.00 W	Efficacy	64.36 lm/W	Efficiency	100.00%
Sources Flux	2445.56 lm	Maximum value	2630.91 cd/klm	Position	C=0.00 G=0.00	CG	Rotosymmetrical
Rectangular Luminaire		Length	1184 mm	Width	40 mm	Height	111 mm
Rectangular Luminous Area		Length	444 mm	Width	37 mm	Height	0 mm
Horizontal Luminous Area		0.016428 m2		Emitting area on Plane 180°		0.000000 m2	
Emitting area on Plane 0°		0.000000 m2		Emitting area on Plane 270°		0.000000 m2	
Emitting area on Plane 90°		0.000000 m2		Glare area at 76°		0.003974 m2	
Coordinate system		CG		Symmetry Type		Rotosymmetrical	
Date		16-02-2017		Maximum Gamma Angle		180	
Measurement Distance		0.00		Measurement Flux		2445.56 lm	
LED Flux=3493,65lm LED Power=33W Eff=70% EfcLed=106lm/W EfcLum=64lm/W Ra=90 SDCM=2 L90(20K)=118000h							
C.I.E.	99 100 100 100 100			D DIN 5040	A60		
F UTE	--			B NBN	BZ 1		

Width at 50.00 % of Max Intensity

H[m]	1.00	2.00	3.00	4.00	5.00	H[m]	1.00	2.00	3.00	4.00	5.00
OA	0.33	0.65	0.98	1.30	1.63	OC	0.33	0.65	0.98	1.30	1.63
OB	0.33	0.65	0.98	1.30	1.63	OD	0.33	0.65	0.98	1.30	1.63

	Luminous Intensities [ cd/klm ]									
	0	5	15	25	35	45	55	65	75	85
OA	6434.04	5976.91	3930.21	1401.11	238.21	47.98	5.64	0.78	0.00	0.00
OB	6434.04	5976.91	3930.21	1401.11	238.21	47.98	5.64	0.78	0.00	0.00
OC	6434.04	5976.91	3930.21	1401.11	238.21	47.98	5.64	0.78	0.00	0.00
OD	6434.04	5976.91	3930.21	1401.11	238.21	47.98	5.64	0.78	0.00	0.00



H[m]	D[m]	Max lux	Med lux	Alpha=18.0°+18.0°	G=0.0
1.00	0.65	6434	3742		
2.00	1.30	1609	936		
3.00	1.95	715	416		
4.00	2.60	402	234		
5.00	3.25	257	150		