

## Luminaire

Code BH02304+BH16301  
 Name A.39 S/C SHAR DIR 2368 HB 17 400K DM NRO + COVER 6X4 OPT. HB WHITE

## Measurement

Code FTS1603119  
 Name A.39 S/C SHAR DIR 2368 HB 17 400K DM NRO + COVER 6X4 OPT. HB WHITE

Luminaire Flux	5292.46 lm	Luminaire Power	70.00 W	Efficacy	75.61 lm/W	Efficiency	100.00%
Sources Flux	5292.46 lm	Maximum value	5541.55 cd/klm	Position	C=0.00 G=0.00	CG	Rotosymmetrical
Rectangular Luminaire		Length	2368 mm	Width	40 mm	Height	111 mm
Rectangular Luminous Area		Length	888 mm	Width	37 mm	Height	0 mm
Horizontal Luminous Area		0.032856 m2		Emitting area on Plane 180°		0.000000 m2	
Emitting area on Plane 0°		0.000000 m2		Emitting area on Plane 270°		0.000000 m2	
Emitting area on Plane 90°		0.000000 m2		Glare area at 76°		0.007949 m2	
Coordinate system		CG		Symmetry Type		Rotosymmetrical	
Date		21-02-2017		Maximum Gamma Angle		180	
Measurement Distance		0.00		Measurement Flux		5292.46 lm	


LED Flux=6987,3lm LED Power=63W Eff=76% EfcLed=111lm/W EfcLum=76lm/W Ra=90 SDCM=2 L90(20K)=118000h

C.I.E. 99 100 100 100 100  
 F UTE --

D DIN 5040  
 B NBN

A60  
 BZ 1

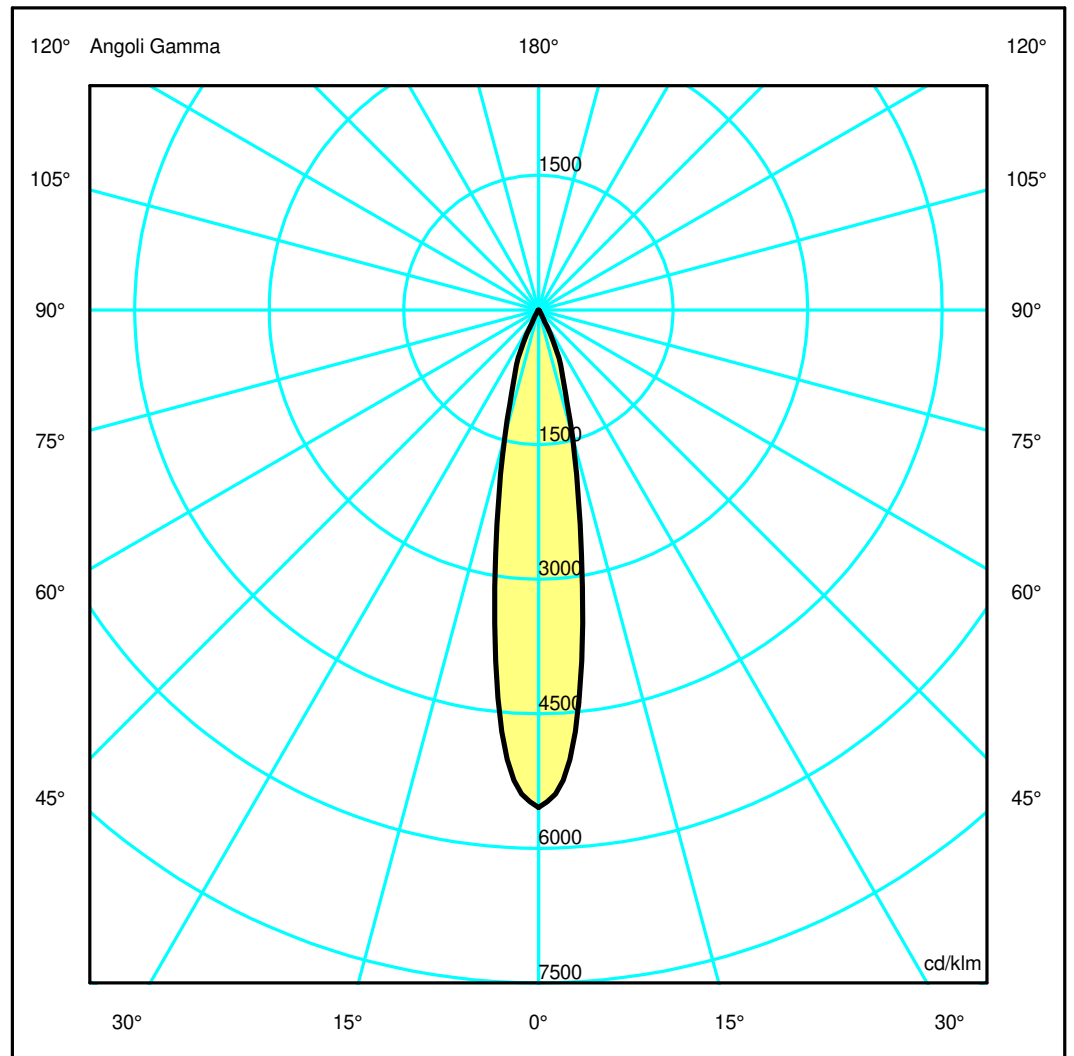
2368mm x 40mm



Semipiani C

180.0 ——— 0.0

ULOR 0.00 %  
 DLOR 100.00 %  
 RN 0.00 %



## Luminaire

Code BH02304+BH16301  
 Name A.39 S/C SHAR DIR 2368 HB 17 400K DM NRO + COVER 6X4 OPT. HB WHITE

## Measurerm.

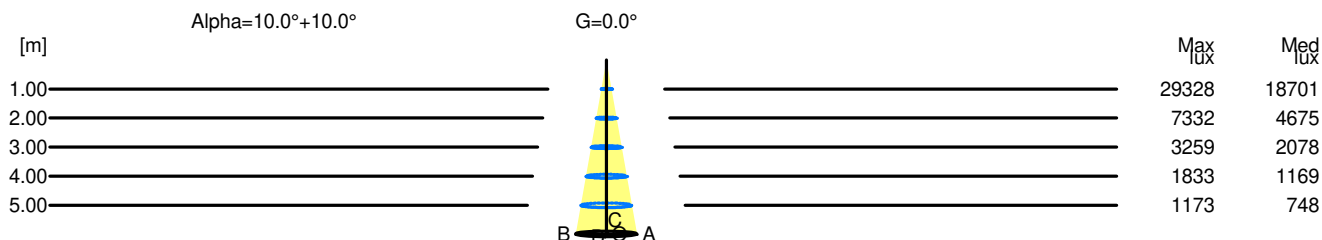
Code FTS1603119  
 Name A.39 S/C SHAR DIR 2368 HB 17 400K DM NRO + COVER 6X4 OPT. HB WHITE

Luminaire Flux	5292.46 lm	Luminaire Power	70.00 W	Efficacy	75.61 lm/W	Efficiency	100.00%
Sources Flux	5292.46 lm	Maximum value	5541.55 cd/klm	Position	C=0.00 G=0.00	CG	Rotosymmetrical
Rectangular Luminaire		Length	2368 mm	Width	40 mm	Height	111 mm
Rectangular Luminous Area		Length	888 mm	Width	37 mm	Height	0 mm
Horizontal Luminous Area		0.032856 m2		Emitting area on Plane 180°	0.000000 m2		
Emitting area on Plane 0°		0.000000 m2		Emitting area on Plane 270°	0.000000 m2		
Emitting area on Plane 90°		0.000000 m2		Glare area at 76°	0.007949 m2		
Coordinate system		CG		Symmetry Type		Rotosymmetrical	
Date		21-02-2017		Maximum Gamma Angle		180	
Measurement Distance		0.00		Measurement Flux		5292.46 lm	
LED Flux=6987,3lm LED Power=63W Eff=76% EfcLed=111lm/W EfcLum=76lm/W Ra=90 SDCM=2 L90(20K)=118000h							
C.I.E.	99	100	100	100	100	D DIN 5040	A60
F UTE	--					B NBN	BZ 1

Width at 50.00 % of Max Intensity

H[m]	1.00	2.00	3.00	4.00	5.00	H[m]	1.00	2.00	3.00	4.00	5.00
OA	0.18	0.35	0.53	0.70	0.88	OC	0.18	0.35	0.53	0.70	0.88
OB	0.18	0.35	0.53	0.70	0.88	OD	0.18	0.35	0.53	0.70	0.88

	Luminous Intensities [ cd/klm ]									
	0	5	15	25	35	45	55	65	75	85
OA	29328.45	24958.62	7700.03	2105.33	132.10	37.27	12.96	8.30	5.88	2.77
OB	29328.45	24958.62	7700.03	2105.33	132.10	37.27	12.96	8.30	5.88	2.77
OC	29328.45	24958.62	7700.03	2105.33	132.10	37.27	12.96	8.30	5.88	2.77
OD	29328.45	24958.62	7700.03	2105.33	132.10	37.27	12.96	8.30	5.88	2.77



H[m]	D[m]	Max lux	Med lux	Alpha=10.0°+10.0°	G=0.0
1.00	0.35	29328	18701		
2.00	0.70	7332	4675		
3.00	1.05	3259	2078		
4.00	1.41	1833	1169		
5.00	1.76	1173	748		