

## Luminaire

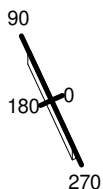
Code BH12804+BH16001  
 Name A.39 SHARP D+IND 1184 LB 54 300K ND NRO + COVER 2X4 OPT. LB WHITE

## Measurement

Code FTS1900337-A  
 Name A.39 SHARP D+IND 1184 LB 54 300K ND NRO + COVER 2X4 OPT. LB WHITE

Luminaire Flux	4672 lm	Luminaire Power	53.0 W	Efficacy	88.151 lm/W	Efficiency	100.00%
Source Flux	4672 lm	Maximum value	480.77 cd/klm	Position	C=0.00 G=1.00	CG	Double Symmetrical
Rectangular Luminaire		Length	1184 mm	Width	40 mm	Height	111 mm
Rectangular Luminous Area		Length	296 mm	Width	37 mm	Height	0 mm
Horizontal Luminous Area		0.010952 m <sup>2</sup>		Emitting area on Plane 180°		0.000000 m <sup>2</sup>	
Emitting area on Plane 0°		0.000000 m <sup>2</sup>		Emitting area on Plane 270°		0.000000 m <sup>2</sup>	
Emitting area on Plane 90°		0.000000 m <sup>2</sup>		Glare area at 76°		0.002650 m <sup>2</sup>	
Coordinate system		CG		Symmetry Type		Double Symmetrical	
Date		21-11-2023		Maximum Gamma Angle		180	
Measurement Distance		0.00		Measurement Flux		4672 lm	
LED Flux=5884lm LED Power=42W Eff=79% EfcLed=140lm/W EfcLum=88lm/W CCT=3000K Ra=90 R9=50 SDCM=2 L70(17k)=102000h							
C.I.E.	97 99 100 34 100			D DIN 5040		D62	
F UTE	--			B NBN		BZ 1	

1184mm x 40mm



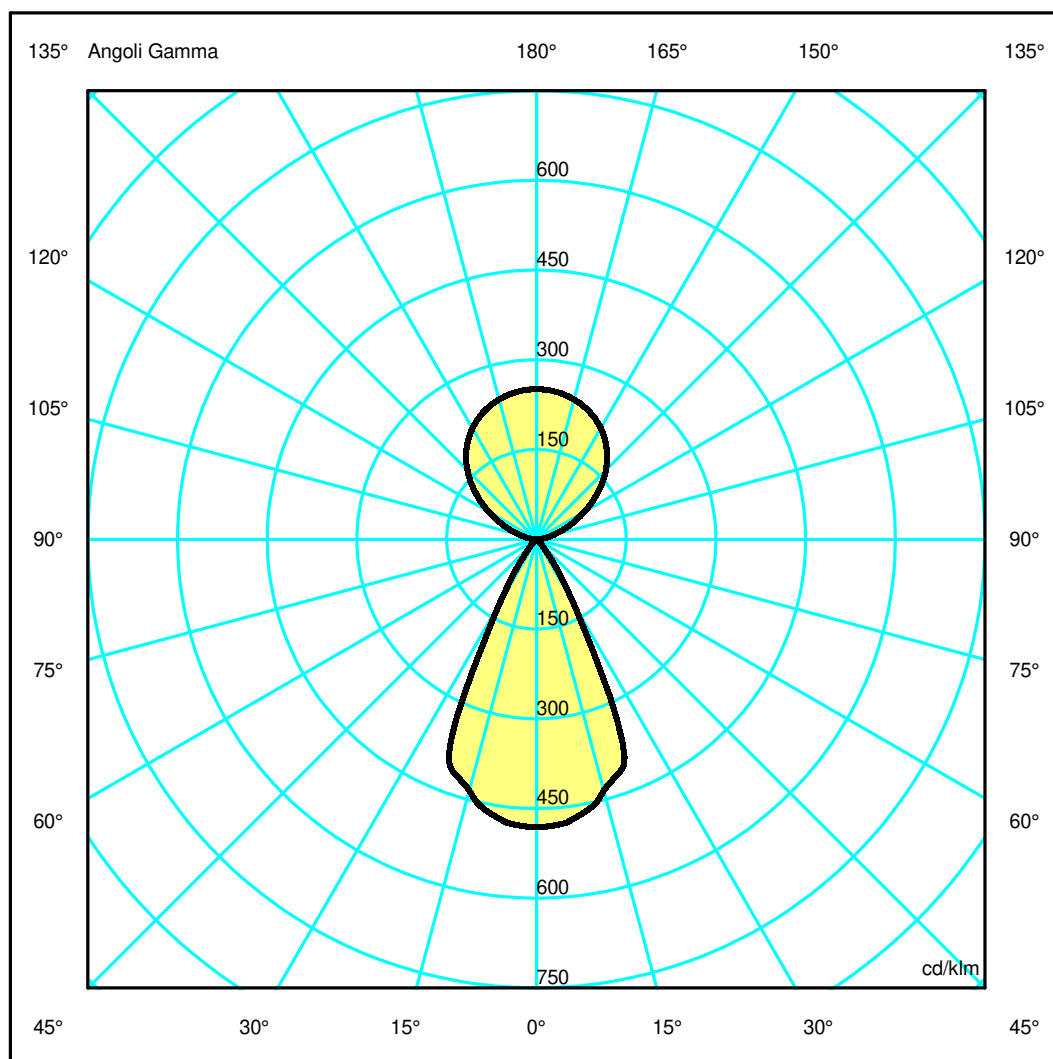
Semipiani C

180.0 — 0.0  
 270.0 — 90.0

ULOR 65.81 %

DLOR 34.19 %

RN 65.81 %



## Luminaire

Code BH12804+BH16001  
 Name A.39 SHARP D+IND 1184 LB 54 300K ND NRO + COVER 2X4 OPT. LB WHITE

## Measurerm.

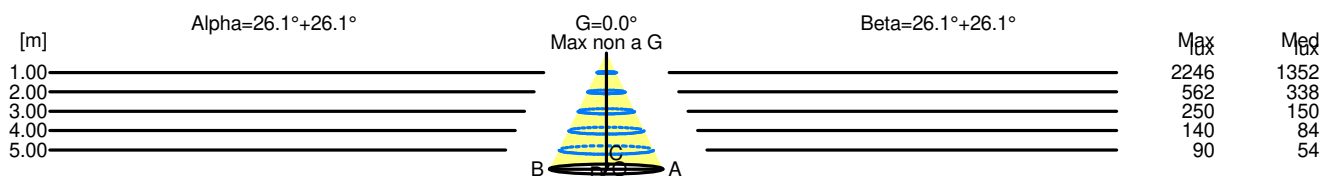
Code FTS1900337-A  
 Name A.39 SHARP D+IND 1184 LB 54 300K ND NRO + COVER 2X4 OPT. LB WHITE

Luminaire Flux	4672 lm	Luminaire Power	53.0 W	Efficacy	88.151 lm/W	Efficiency	100.00%
Source Flux	4672 lm	Maximum value	480.77 cd/klm	Position	C=0.00 G=1.00	CG	Double Symmetrical
Rectangular Luminaire		Length	1184 mm	Width	40 mm	Height	111 mm
Rectangular Luminous Area		Length	296 mm	Width	37 mm	Height	0 mm
Horizontal Luminous Area		0.010952 m2		Emitting area on Plane 180°		0.000000 m2	
Emitting area on Plane 0°		0.000000 m2		Emitting area on Plane 270°		0.000000 m2	
Emitting area on Plane 90°		0.000000 m2		Glare area at 76°		0.002650 m2	
Coordinate system		CG		Symmetry Type		Double Symmetrical	
Date		21-11-2023		Maximum Gamma Angle		180	
Measurement Distance		0.00		Measurement Flux		4672 lm	
LED Flux=5884lm LED Power=42W Eff=79% EfcLed=140lm/W EfcLum=88lm/W CCT=3000K Ra=90 R9=50 SDCM=2 L70(17k)=102000h							
C.I.E.	97 99 100 34 100			D DIN 5040		D62	
F UTE	--			B NBN		BZ 1	

### Width at 50.00 % of Max Intensity

H[m]	1.00	2.00	3.00	4.00	5.00	H[m]	1.00	2.00	3.00	4.00	5.00
OA	0.49	0.98	1.47	1.96	2.45	OC	0.49	0.98	1.47	1.96	2.45
OB	0.49	0.98	1.47	1.96	2.45	OD	0.49	0.98	1.47	1.96	2.45

	Luminous Intensities [ cd/klm]									
	0	5	15	25	35	45	55	65	75	85
OA	2246.17	2230.14	2030.03	1351.40	247.64	43.05	10.08	6.45	4.23	1.58
OB	2246.17	2230.14	2030.03	1351.40	247.64	43.05	10.08	6.45	4.23	1.58
OC	2246.17	2230.14	2030.03	1351.40	247.64	43.05	10.08	6.45	4.23	1.58
OD	2246.17	2230.14	2030.03	1351.40	247.64	43.05	10.08	6.45	4.23	1.58



H[m]	D[m]	Max lux	Med lux	Alpha=26.1°+26.1°	G=0.0 Max non a G
1.00	0.98	2246	1352		
2.00	1.96	562	338		
3.00	2.94	250	150		
4.00	3.91	140	84		
5.00	4.89	90	54		

H[m]	D[m]	Max lux	Med lux	Beta=26.1°+26.1°	G=0.0 Max non a G
1.00	0.98	2246	1352		
2.00	1.96	562	338		
3.00	2.94	250	150		
4.00	3.91	140	84		
5.00	4.89	90	54		