

Luminaire

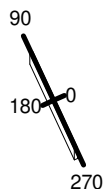
Code BH08001+BH16101
 Name A.39 SHARP D+IND 1184 HB 17 300K ND BCO + COVER 3X4 OPT. HB WHITE

Measurem.

Code FTS1900397-A
 Name A.39 SHARP D+IND 1184 HB 17 300K ND BCO + COVER 3X4 OPT. HB WHITE

Luminaire Flux	5548 lm	Luminaire Power	64.0 W	Efficacy	86.688 lm/W	Efficiency	100.00%
Source Flux	5548 lm	Maximum value	2469.89 cd/klm	Position	C=0.00 G=0.00	CG	Double Symmetrical
Rectangular Luminaire		Length	1184 mm	Width	40 mm	Height	111 mm
Rectangular Luminous Area		Length	444 mm	Width	37 mm	Height	0 mm
Horizontal Luminous Area		0.016428 m ²		Emitting area on Plane 180°		0.000000 m ²	
Emitting area on Plane 0°		0.000000 m ²		Emitting area on Plane 270°		0.000000 m ²	
Emitting area on Plane 90°		0.000000 m ²		Glare area at 76°		0.003974 m ²	
Coordinate system		CG		Symmetry Type		Double Symmetrical	
Date		21-11-2023		Maximum Gamma Angle		180	
Measurement Distance		0.00		Measurement Flux		5548 lm	
LED Flux=6973lm LED Power=53W Eff=80% EfcLed=132lm/W EfcLum=87lm/W CCT=3000K Ra=90 R9=50 SDCM=2 L70(17k)=102000h							
C.I.E.	99	100	100	45	100	D DIN 5040	C62
F UTE	--					B NBN	BZ 1

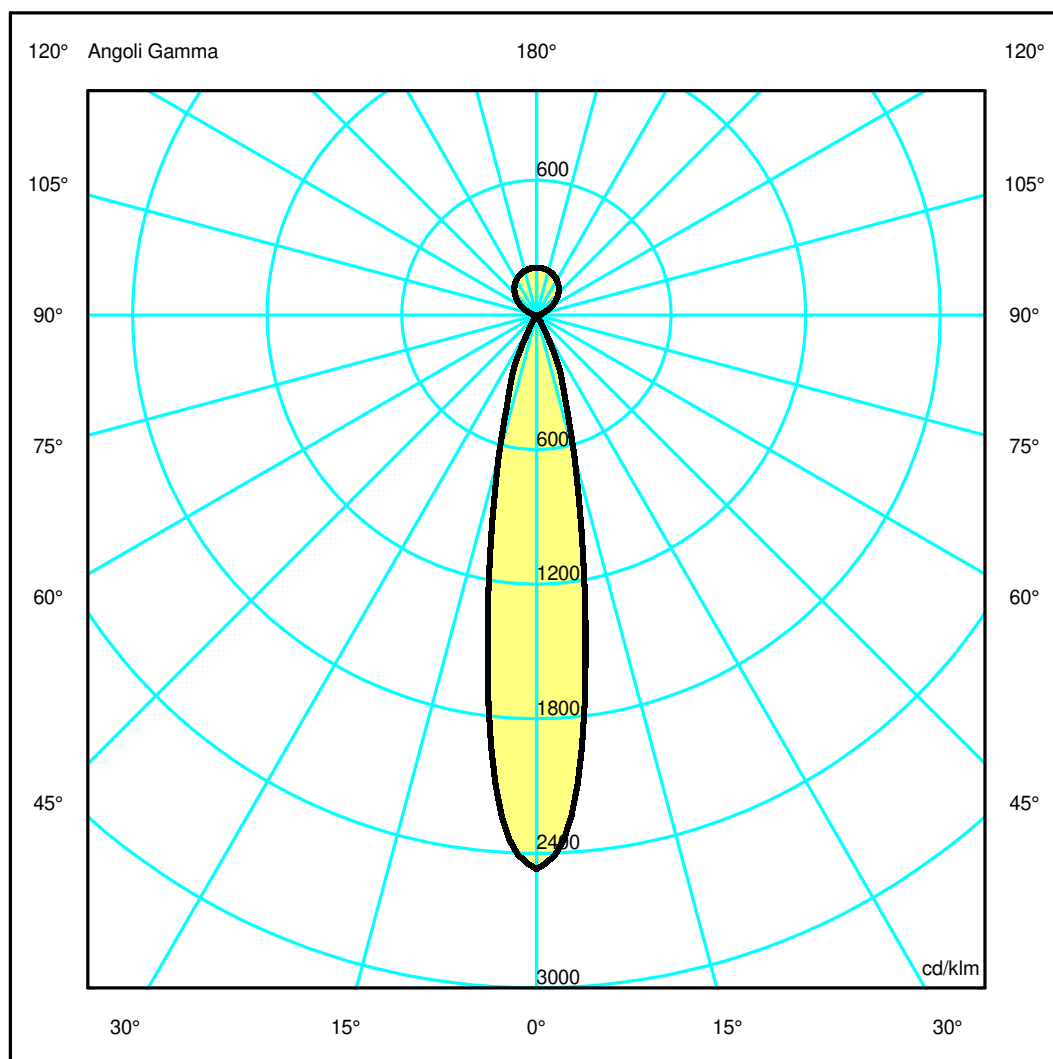
1184mm x 40mm



Semipiani C

180.0 — 0.0
 270.0 — 90.0

ULOR 55.43 %
 DLOR 44.57 %
 RN 55.43 %



Luminaire

Code BH08001+BH16101
Name A.39 SHARP D+IND 1184 HB 17 300K ND BCO + COVER 3X4 OPT. HB WHITE

Measurerm.

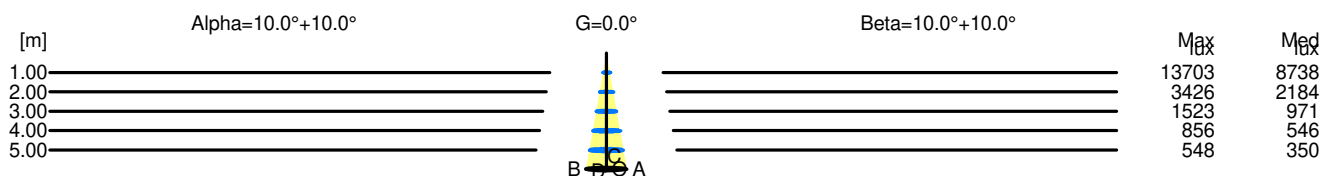
Code FTS1900397-A
Name A.39 SHARP D+IND 1184 HB 17 300K ND BCO + COVER 3X4 OPT. HB WHITE

Luminaire Flux	5548 lm	Luminaire Power	64.0 W	Efficacy	86.688 lm/W	Efficiency	100.00%
Source Flux	5548 lm	Maximum value	2469.89 cd/klm	Position	C=0.00 G=0.00	CG	Double Symmetrical
Rectangular Luminaire		Length	1184 mm	Width	40 mm	Height	111 mm
Rectangular Luminous Area		Length	444 mm	Width	37 mm	Height	0 mm
Horizontal Luminous Area		0.016428 m2		Emitting area on Plane 180°		0.000000 m2	
Emitting area on Plane 0°		0.000000 m2		Emitting area on Plane 270°		0.000000 m2	
Emitting area on Plane 90°		0.000000 m2		Glare area at 76°		0.003974 m2	
Coordinate system		CG		Symmetry Type		Double Symmetrical	
Date		21-11-2023		Maximum Gamma Angle		180	
Measurement Distance		0.00		Measurement Flux		5548 lm	
LED Flux=6973lm LED Power=53W Eff=80% EfcLed=132lm/W EfcLum=87lm/W CCT=3000K Ra=90 R9=50 SDCM=2 L70(17k)=102000h							
C.I.E.	99 100 100 45 100			D DIN 5040	C62		
F UTE	--			B NBN	BZ 1		

Width at 50.00 % of Max Intensity

H[m]	1.00	2.00	3.00	4.00	5.00	H[m]	1.00	2.00	3.00	4.00	5.00
OA	0.18	0.35	0.53	0.70	0.88	OC	0.18	0.35	0.53	0.70	0.88
OB	0.18	0.35	0.53	0.70	0.88	OD	0.18	0.35	0.53	0.70	0.88

	Luminous Intensities [cd/klm]									
	0	5	15	25	35	45	55	65	75	85
OA	13702.94	11661.25	3597.63	983.66	61.72	17.41	6.05	3.88	2.75	1.30
OB	13702.94	11661.25	3597.63	983.66	61.72	17.41	6.05	3.88	2.75	1.30
OC	13702.94	11661.25	3597.63	983.66	61.72	17.41	6.05	3.88	2.75	1.30
OD	13702.94	11661.25	3597.63	983.66	61.72	17.41	6.05	3.88	2.75	1.30



H[m]	D[m]	Max lux	Med lux	Alpha=10.0°+10.0°	G=0.0
1.00	0.35	13703	8738		
2.00	0.70	3426	2184		
3.00	1.05	1523	971		
4.00	1.41	856	546		
5.00	1.76	548	350		

H[m]	D[m]	Max lux	Med lux	Beta=10.0°+10.0°	G=0.0
1.00	0.35	13703	8738		
2.00	0.70	3426	2184		
3.00	1.05	1523	971		
4.00	1.41	856	546		
5.00	1.76	548	350		