

Luminaire

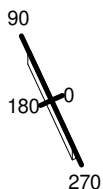
Code BH08001+BH16104
 Name A.39 SHARP D+IND 1184 HB 17 300K ND BCO + COVER 3X4 OPT. HB BLACK

Measurem.

Code FTS1900109-A
 Name A.39 SHARP D+IND 1184 HB 17 300K ND BCO + COVER 3X4 OPT. HB BLACK

Luminaire Flux	5508 lm	Luminaire Power	64.0 W	Efficacy	86.062 lm/W	Efficiency	100.00%
Source Flux	5508 lm	Maximum value	2475.63 cd/klm	Position	C=0.00 G=0.00	CG	Double Symmetrical
Rectangular Luminaire		Length	1184 mm	Width	40 mm	Height	111 mm
Rectangular Luminous Area		Length	444 mm	Width	37 mm	Height	0 mm
Horizontal Luminous Area		0.016428 m ²		Emitting area on Plane 180°		0.000000 m ²	
Emitting area on Plane 0°		0.000000 m ²		Emitting area on Plane 270°		0.000000 m ²	
Emitting area on Plane 90°		0.000000 m ²		Glare area at 76°		0.003974 m ²	
Coordinate system		CG		Symmetry Type		Double Symmetrical	
Date		21-11-2023		Maximum Gamma Angle		180	
Measurement Distance		0.00		Measurement Flux		5508 lm	
LED Flux=6973lm LED Power=53W Eff=79% EfcLed=132lm/W EfcLum=86lm/W CCT=3000K Ra=90 R9=50 SDCM=2 L70(17k)=102000h							
C.I.E.	100 100 100 44 100			D DIN 5040		C62	
F UTE	--			B NBN		BZ 1	

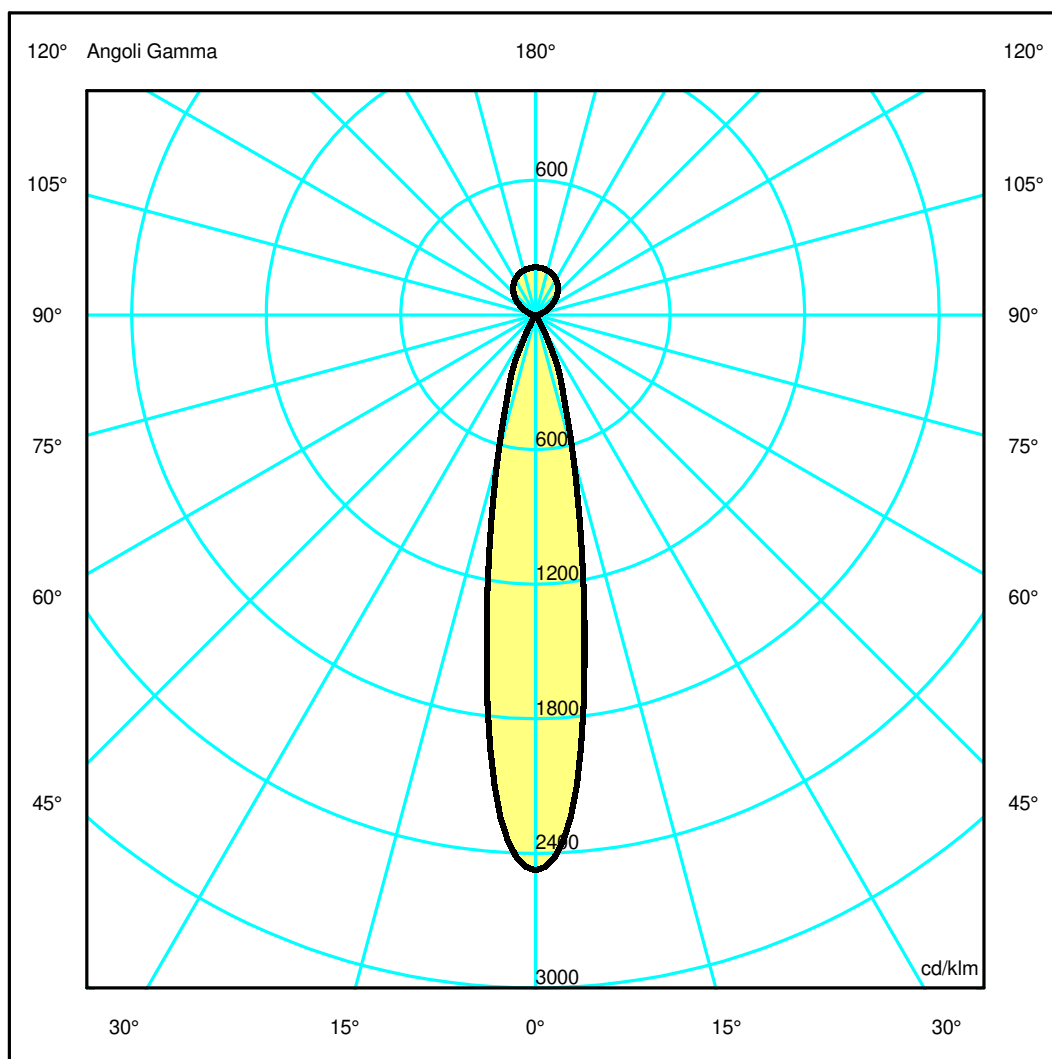
1184mm x 40mm



Semipiani C

180.0 — 0.0
 270.0 — 90.0

ULOR 55.82 %
 DLOR 44.18 %
 RN 55.82 %



Luminaire

Code BH08001+BH16104
 Name A.39 SHARP D+IND 1184 HB 17 300K ND BCO + COVER 3X4 OPT. HB BLACK

Measurerm.

Code FTS1900109-A
 Name A.39 SHARP D+IND 1184 HB 17 300K ND BCO + COVER 3X4 OPT. HB BLACK

Luminaire Flux	5508 lm	Luminaire Power	64.0 W	Efficacy	86.062 lm/W	Efficiency	100.00%
Source Flux	5508 lm	Maximum value	2475.63 cd/klm	Position	C=0.00 G=0.00	CG	Double Symmetrical
Rectangular Luminaire		Length	1184 mm	Width	40 mm	Height	111 mm
Rectangular Luminous Area		Length	444 mm	Width	37 mm	Height	0 mm
Horizontal Luminous Area		0.016428 m2		Emitting area on Plane 180°		0.000000 m2	
Emitting area on Plane 0°		0.000000 m2		Emitting area on Plane 270°		0.000000 m2	
Emitting area on Plane 90°		0.000000 m2		Glare area at 76°		0.003974 m2	
Coordinate system		CG		Symmetry Type		Double Symmetrical	
Date		21-11-2023		Maximum Gamma Angle		180	
Measurement Distance		0.00		Measurement Flux		5508 lm	

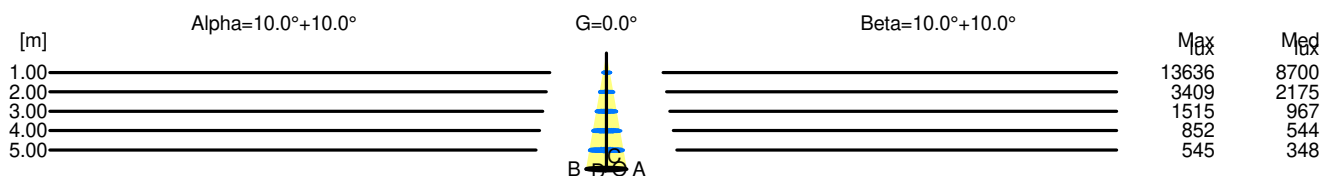
LED Flux=6973lm LED Power=53W Eff=79% EfcLed=132lm/W EfcLum=86lm/W CCT=3000K Ra=90 R9=50 SDCM=2 L70(17k)=102000h

C.I.E.	100 100 100 44 100	D DIN 5040	C62
F UTE	--	B NBN	BZ 1

Width at 50.00 % of Max Intensity

H[m]	1.00	2.00	3.00	4.00	5.00	H[m]	1.00	2.00	3.00	4.00	5.00
OA	0.18	0.35	0.53	0.70	0.88	OC	0.18	0.35	0.53	0.70	0.88
OB	0.18	0.35	0.53	0.70	0.88	OD	0.18	0.35	0.53	0.70	0.88

	Luminous Intensities [cd/klm]									
	0	5	15	25	35	45	55	65	75	85
OA	13635.75	11594.97	3560.02	952.30	56.38	11.93	1.50	0.00	0.00	0.00
OB	13635.75	11594.97	3560.02	952.30	56.38	11.93	1.50	0.00	0.00	0.00
OC	13635.75	11594.97	3560.02	952.30	56.38	11.93	1.50	0.00	0.00	0.00
OD	13635.75	11594.97	3560.02	952.30	56.38	11.93	1.50	0.00	0.00	0.00



H[m]	D[m]	Max lux	Med lux	Alpha=10.0°+10.0°	G=0.0
1.00	0.35	13636	8700		
2.00	0.70	3409	2175		
3.00	1.05	1515	967		
4.00	1.40	852	544		
5.00	1.75	545	348		

H[m]	D[m]	Max lux	Med lux	Beta=10.0°+10.0°	G=0.0
1.00	0.35	13636	8700		
2.00	0.70	3409	2175		
3.00	1.05	1515	967		
4.00	1.40	852	544		
5.00	1.75	545	348		