

## Luminaire

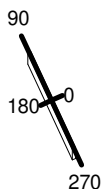
Code BH08101+BH16104  
 Name A.39 SHARP D+IND 1184 HB 17 400K ND BCO + COVER 3X4 OPT. HB BLACK

## Measurem.

Code FTS1900127  
 Name A.39 SHARP D+IND 1184 HB 17 400K ND BCO + COVER 3X4 OPT. HB BLACK

Luminaire Flux	5692.30 lm	Luminaire Power	64.00 W	Efficacy	88.94 lm/W	Efficiency	100.00%
Sources Flux	5692.30 lm	Maximum value	2563.63 cd/klm	Position	C=0.00 G=0.00	CG	Double Symmetrical
Rectangular Luminaire		Length	1184 mm	Width	40 mm	Height	111 mm
Rectangular Luminous Area		Length	444 mm	Width	37 mm	Height	0 mm
Horizontal Luminous Area		0.016428 m2		Emitting area on Plane 180°		0.000000 m2	
Emitting area on Plane 0°		0.000000 m2		Emitting area on Plane 270°		0.000000 m2	
Emitting area on Plane 90°		0.000000 m2		Glare area at 76°		0.003974 m2	
Coordinate system		CG		Symmetry Type		Double Symmetrical	
Date		21-02-2017		Maximum Gamma Angle		180	
Measurement Distance		0.00		Measurement Flux		5692.30 lm	
LED Flux=7122,45lm LED Power=55W Eff=80% EfcLed=129lm/W EfcLum=89lm/W Ra=90 SDCM=2 L90(20K)=118000h							
C.I.E.	100 100 100 46 100			D DIN 5040		C62	
F UTE	--			B NBN		BZ 1	

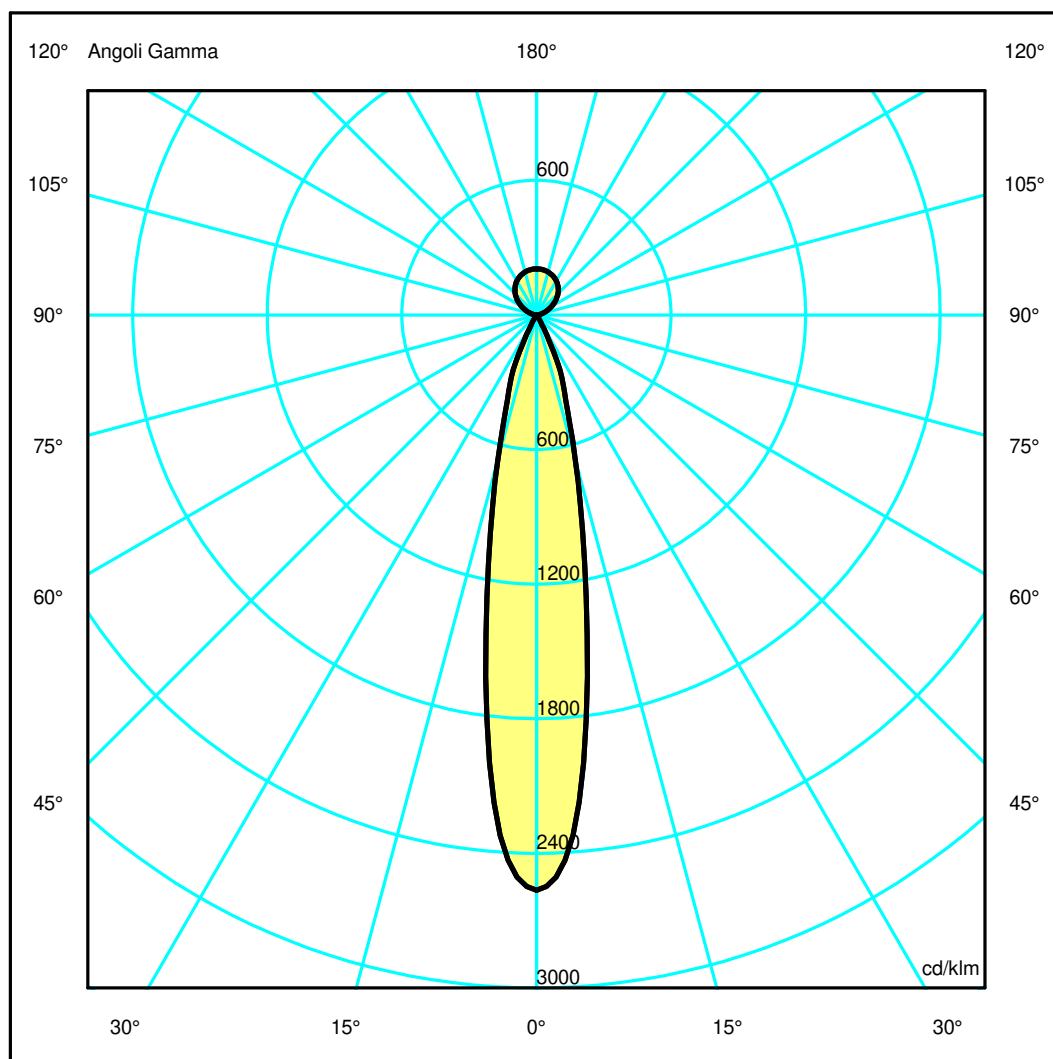
1184mm x 40mm



Semipiani C

180.0 — 0.0  
 270.0 — 90.0

ULOR 54.25 %  
 DLOR 45.75 %  
 RN 54.25 %



## Luminaire

Code BH08101+BH16104  
Name A.39 SHARP D+IND 1184 HB 17 400K ND BCO + COVER 3X4 OPT. HB BLACK

## Measurerm.

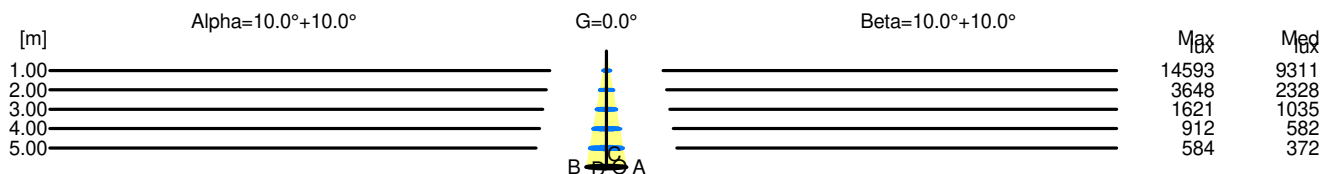
Code FTS1900127  
Name A.39 SHARP D+IND 1184 HB 17 400K ND BCO + COVER 3X4 OPT. HB BLACK

Luminaire Flux	5692.30 lm	Luminaire Power	64.00 W	Efficacy	88.94 lm/W	Efficiency	100.00%
Sources Flux	5692.30 lm	Maximum value	2563.63 cd/klm	Position	C=0.00 G=0.00	CG	Double Symmetrical
Rectangular Luminaire		Length	1184 mm	Width	40 mm	Height	111 mm
Rectangular Luminous Area		Length	444 mm	Width	37 mm	Height	0 mm
Horizontal Luminous Area		0.016428 m2		Emitting area on Plane 180°		0.000000 m2	
Emitting area on Plane 0°		0.000000 m2		Emitting area on Plane 270°		0.000000 m2	
Emitting area on Plane 90°		0.000000 m2		Glare area at 76°		0.003974 m2	
Coordinate system		CG		Symmetry Type		Double Symmetrical	
Date		21-02-2017		Maximum Gamma Angle		180	
Measurement Distance		0.00		Measurement Flux		5692.30 lm	
LED Flux=7122,45lm LED Power=55W Eff=80% EfcLed=129lm/W EfcLum=89lm/W Ra=90 SDCM=2 L90(20K)=118000h							
C.I.E.	100 100 100 46 100			D DIN 5040	C62		
F UTE	--			B NBN	BZ 1		

### Width at 50.00 % of Max Intensity

H[m]	1.00	2.00	3.00	4.00	5.00	H[m]	1.00	2.00	3.00	4.00	5.00
OA	0.18	0.35	0.53	0.70	0.88	OC	0.18	0.35	0.53	0.70	0.88
OB	0.18	0.35	0.53	0.70	0.88	OD	0.18	0.35	0.53	0.70	0.88

	Luminous Intensities [ cd/klm]									
	0	5	15	25	35	45	55	65	75	85
OA	14592.97	12408.93	3809.93	1019.15	60.34	12.76	1.61	0.00	0.00	0.00
OB	14592.97	12408.93	3809.93	1019.15	60.34	12.76	1.61	0.00	0.00	0.00
OC	14592.97	12408.93	3809.93	1019.15	60.34	12.76	1.61	0.00	0.00	0.00
OD	14592.97	12408.93	3809.93	1019.15	60.34	12.76	1.61	0.00	0.00	0.00



H[m]	D[m]	Max lux	Med lux	Alpha=10.0°+10.0°	G=0.0
1.00	0.35	14593	9311		
2.00	0.70	3648	2328		
3.00	1.05	1621	1035		
4.00	1.40	912	582		
5.00	1.75	584	372		

H[m]	D[m]	Max lux	Med lux	Beta=10.0°+10.0°	G=0.0
1.00	0.35	14593	9311		
2.00	0.70	3648	2328		
3.00	1.05	1621	1035		
4.00	1.40	912	582		
5.00	1.75	584	372		