

## Luminaire

Code BH08504+BH16104  
 Name A.39 SHARP D+IND 1184 HB 34 400K ND NRO + COVER 3X4 OPT. HB BLACK

## Measurement

Code FTS1900133  
 Name A.39 SHARP D+IND 1184 HB 34 400K ND NRO + COVER 3X4 OPT. HB BLACK


Luminaire Flux	5534.03 lm	Luminaire Power	64.00 W	Efficacy	86.47 lm/W	Efficiency	100.00%
Sources Flux	5534.03 lm	Maximum value	1162.63 cd/klm	Position	C=0.00 G=0.00	CG	Double Symmetrical
Rectangular Luminaire		Length	1184 mm	Width	40 mm	Height	111 mm
Rectangular Luminous Area		Length	444 mm	Width	37 mm	Height	0 mm
Horizontal Luminous Area		0.016428 m <sup>2</sup>		Emitting area on Plane 180°		0.000000 m <sup>2</sup>	
Emitting area on Plane 0°		0.000000 m <sup>2</sup>		Emitting area on Plane 270°		0.000000 m <sup>2</sup>	
Emitting area on Plane 90°		0.000000 m <sup>2</sup>		Glare area at 76°		0.003974 m <sup>2</sup>	
Coordinate system		CG		Symmetry Type		Double Symmetrical	
Date		16-02-2017		Maximum Gamma Angle		180	
Measurement Distance		0.00		Measurement Flux		5534.03 lm	

LED Flux=7122,45lm LED Power=55W Eff=78% EfcLed=129lm/W EfcLum=86lm/W Ra=90 SDCM=2 L90(20K)=118000h

C.I.E. 99 100 100 44 100  
 F UTE --

D DIN 5040  
 B NBN  
 C62  
 BZ 1

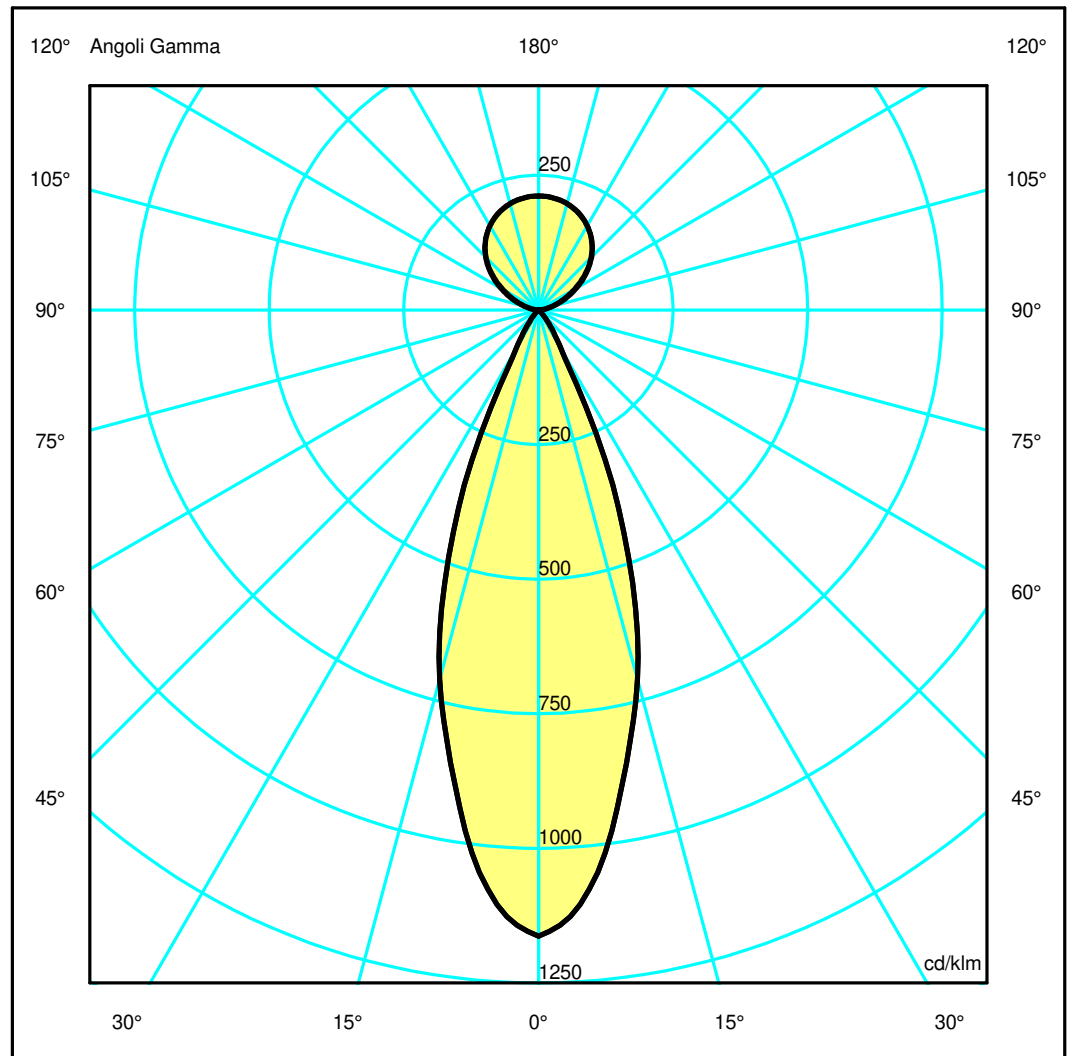
1184mm x 40mm



Semipiani C

180.0 — 0.0  
 270.0 — 90.0

ULOR 55.81 %  
 DLOR 44.19 %  
 RN 55.81 %



## Luminaire

Code BH08504+BH16104  
Name A.39 SHARP D+IND 1184 HB 34 400K ND NRO + COVER 3X4 OPT. HB BLACK

## Measurerm.

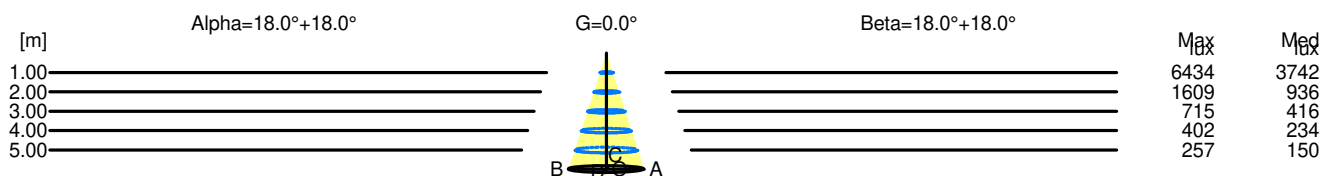
Code FTS1900133  
Name A.39 SHARP D+IND 1184 HB 34 400K ND NRO + COVER 3X4 OPT. HB BLACK

Luminaire Flux	5534.03 lm	Luminaire Power	64.00 W	Efficacy	86.47 lm/W	Efficiency	100.00%
Sources Flux	5534.03 lm	Maximum value	1162.63 cd/klm	Position	C=0.00 G=0.00	CG	Double Symmetrical
Rectangular Luminaire		Length	1184 mm	Width	40 mm	Height	111 mm
Rectangular Luminous Area		Length	444 mm	Width	37 mm	Height	0 mm
Horizontal Luminous Area		0.016428 m <sup>2</sup>		Emitting area on Plane 180°		0.000000 m <sup>2</sup>	
Emitting area on Plane 0°		0.000000 m <sup>2</sup>		Emitting area on Plane 270°		0.000000 m <sup>2</sup>	
Emitting area on Plane 90°		0.000000 m <sup>2</sup>		Glare area at 76°		0.003974 m <sup>2</sup>	
Coordinate system		CG		Symmetry Type		Double Symmetrical	
Date		16-02-2017		Maximum Gamma Angle		180	
Measurement Distance		0.00		Measurement Flux		5534.03 lm	
LED Flux=7122,45lm LED Power=55W Eff=78% EfcLed=129lm/W EfcLum=86lm/W Ra=90 SDCM=2 L90(20K)=118000h							
C.I.E.	99 100 100 44 100			D DIN 5040	C62		
F UTE	--			B NBN	BZ 1		

### Width at 50.00 % of Max Intensity

H[m]	1.00	2.00	3.00	4.00	5.00	H[m]	1.00	2.00	3.00	4.00	5.00
OA	0.33	0.65	0.98	1.30	1.63	OC	0.33	0.65	0.98	1.30	1.63
OB	0.33	0.65	0.98	1.30	1.63	OD	0.33	0.65	0.98	1.30	1.63

	Luminous Intensities [ cd/klm]									
	0	5	15	25	35	45	55	65	75	85
OA	6434.04	5976.91	3930.21	1401.11	238.21	47.98	5.64	0.78	0.00	0.00
OB	6434.04	5976.91	3930.21	1401.11	238.21	47.98	5.64	0.78	0.00	0.00
OC	6434.04	5976.91	3930.21	1401.11	238.21	47.98	5.64	0.78	0.00	0.00
OD	6434.04	5976.91	3930.21	1401.11	238.21	47.98	5.64	0.78	0.00	0.00



H[m]	D[m]	Max lux	Med lux	Alpha=18.0°+18.0°	G=0.0
1.00	0.65	6434	3742		
2.00	1.30	1609	936		
3.00	1.95	715	416		
4.00	2.60	402	234		
5.00	3.25	257	150		

H[m]	D[m]	Max lux	Med lux	Beta=18.0°+18.0°	G=0.0
1.00	0.65	6434	3742		
2.00	1.30	1609	936		
3.00	1.95	715	416		
4.00	2.60	402	234		
5.00	3.25	257	150		