

Luminaire

Code BH08905+BH16104
 Name A.39 SHARP D+IND 1184 HB 54 400K ND SIL + COVER 3X4 OPT. HB BLACK

Measurem.

Code FTS1900139
 Name A.39 SHARP D+IND 1184 HB 54 400K ND SIL + COVER 3X4 OPT. HB BLACK


Luminaire Flux	5591.32 lm	Luminaire Power	64.00 W	Efficacy	87.36 lm/W	Efficiency	100.00%
Sources Flux	5591.32 lm	Maximum value	640.55 cd/klm	Position	C=0.00 G=0.00	CG	Double Symmetrical
Rectangular Luminaire		Length	1184 mm	Width	40 mm	Height	111 mm
Rectangular Luminous Area		Length	444 mm	Width	37 mm	Height	0 mm
Horizontal Luminous Area		0.016428 m2		Emitting area on Plane 180°		0.000000 m2	
Emitting area on Plane 0°		0.000000 m2		Emitting area on Plane 270°		0.000000 m2	
Emitting area on Plane 90°		0.000000 m2		Glare area at 76°		0.003974 m2	
Coordinate system		CG		Symmetry Type		Double Symmetrical	
Date		17-07-2017		Maximum Gamma Angle		180	
Measurement Distance		0.00		Measurement Flux		5591.32 lm	

LED Flux=7122,45lm LED Power=55W Eff=79% EfcLed=129lm/W EfcLum=87lm/W Ra=90 SDCM=2 L90(20K)=118000h

C.I.E. 99 100 100 45 100
 F UTE --

D DIN 5040
 B NBN
 C62
 BZ 1

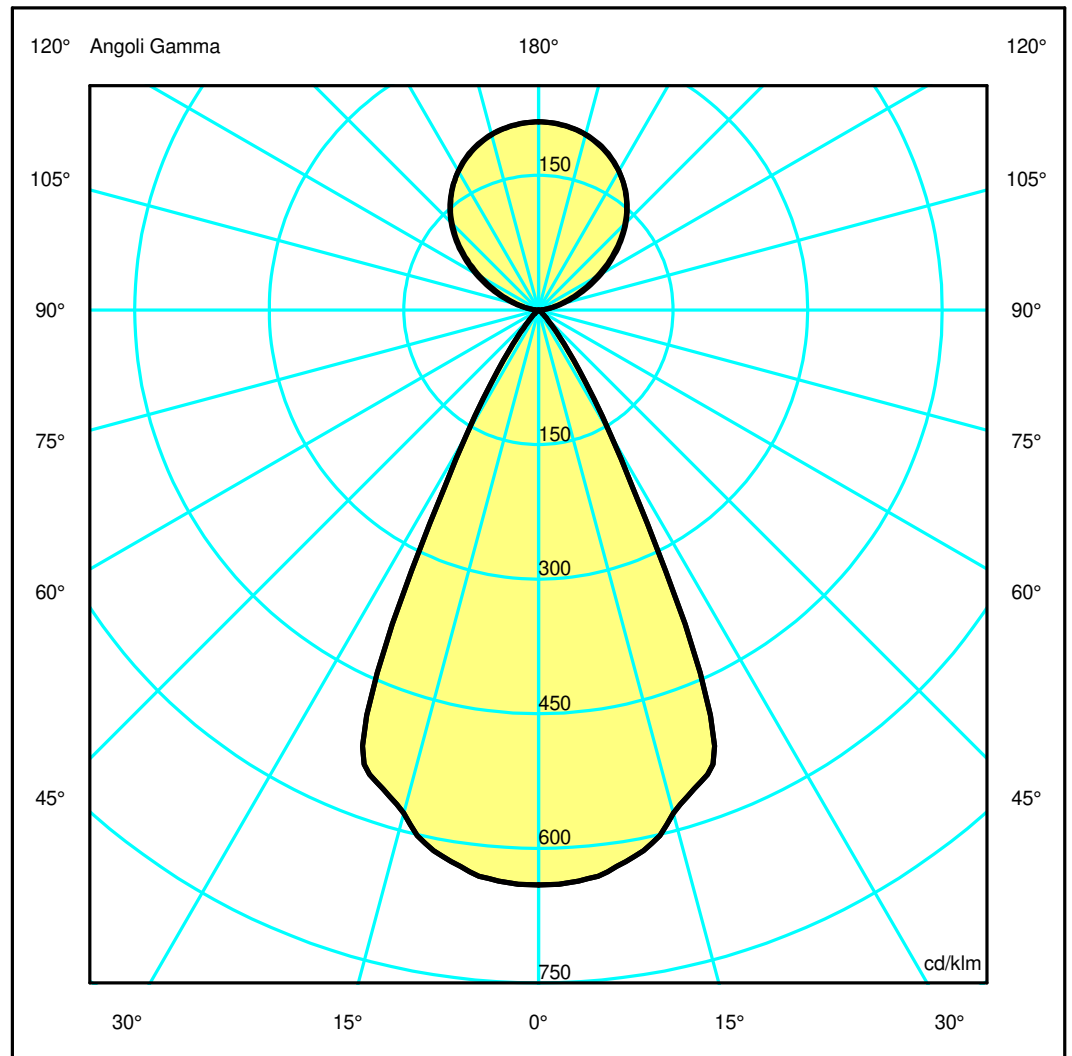
1184mm x 40mm



Semipiani C

180.0 — 0.0
 270.0 — 90.0

ULOR 55.23 %
 DLOR 44.77 %
 RN 55.23 %



Luminaire

Code BH08905+BH16104
Name A.39 SHARP D+IND 1184 HB 54 400K ND SIL + COVER 3X4 OPT. HB BLACK

Measurment

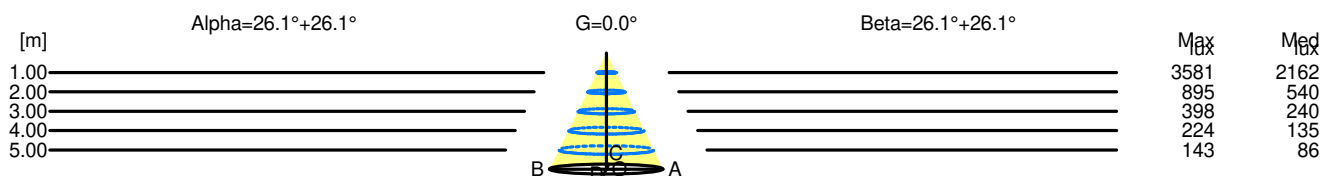
Code FTS1900139
Name A.39 SHARP D+IND 1184 HB 54 400K ND SIL + COVER 3X4 OPT. HB BLACK

Luminaire Flux	5591.32 lm	Luminaire Power	64.00 W	Efficacy	87.36 lm/W	Efficiency	100.00%
Sources Flux	5591.32 lm	Maximum value	640.55 cd/klm	Position	C=0.00 G=0.00	CG	Double Symmetrical
Rectangular Luminaire		Length	1184 mm	Width	40 mm	Height	111 mm
Rectangular Luminous Area		Length	444 mm	Width	37 mm	Height	0 mm
Horizontal Luminous Area		0.016428 m2		Emitting area on Plane 180°		0.000000 m2	
Emitting area on Plane 0°		0.000000 m2		Emitting area on Plane 270°		0.000000 m2	
Emitting area on Plane 90°		0.000000 m2		Glare area at 76°		0.003974 m2	
Coordinate system		CG		Symmetry Type		Double Symmetrical	
Date		17-07-2017		Maximum Gamma Angle		180	
Measurement Distance		0.00		Measurement Flux		5591.32 lm	
LED Flux=7122,45lm LED Power=55W Eff=79% EfcLed=129lm/W EfcLum=87lm/W Ra=90 SDCM=2 L90(20K)=118000h							
C.I.E.	99 100 100 45 100			D DIN 5040	C62		
F UTE	--			B NBN	BZ 1		

Width at 50.00 % of Max Intensity

H[m]	1.00	2.00	3.00	4.00	5.00	H[m]	1.00	2.00	3.00	4.00	5.00
OA	0.49	0.98	1.47	1.96	2.44	OC	0.49	0.98	1.47	1.96	2.44
OB	0.49	0.98	1.47	1.96	2.44	OD	0.49	0.98	1.47	1.96	2.44

	Luminous Intensities [cd/klm]									
	0	5	15	25	35	45	55	65	75	85
OA	3581.49	3555.75	3246.64	2159.55	382.38	55.78	4.35	0.00	0.00	0.00
OB	3581.49	3555.75	3246.64	2159.55	382.38	55.78	4.35	0.00	0.00	0.00
OC	3581.49	3555.75	3246.64	2159.55	382.38	55.78	4.35	0.00	0.00	0.00
OD	3581.49	3555.75	3246.64	2159.55	382.38	55.78	4.35	0.00	0.00	0.00



H[m]	D[m]	Max lux	Med lux	Alpha=26.1°+26.1°	G=0.0
1.00	0.98	3581	2162		
2.00	1.96	895	540		
3.00	2.93	398	240		
4.00	3.91	224	135		
5.00	4.89	143	86		

H[m]	D[m]	Max lux	Med lux	Beta=26.1°+26.1°	G=0.0
1.00	0.98	3581	2162		
2.00	1.96	895	540		
3.00	2.93	398	240		
4.00	3.91	224	135		
5.00	4.89	143	86		