

Luminaire

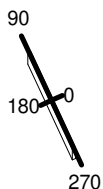
Code BH09001+BH16101
 Name A.39 SHARP D+IND 1184 HB 54 300K DM BCO + COVER 3X4 OPT. HB WHITE

Measurement

Code FTS1900409-A
 Name A.39 SHARP D+IND 1184 HB 54 300K DM BCO + COVER 3X4 OPT. HB WHITE

Luminaire Flux	5471 lm	Luminaire Power	64.0 W	Efficacy	85.484 lm/W	Efficiency	100.00%
Source Flux	5471 lm	Maximum value	615.89 cd/klm	Position	C=0.00 G=1.00	CG	Double Symmetrical
Rectangular Luminaire		Length	1184 mm	Width	40 mm	Height	111 mm
Rectangular Luminous Area		Length	444 mm	Width	37 mm	Height	0 mm
Horizontal Luminous Area		0.016428 m ²		Emitting area on Plane 180°		0.000000 m ²	
Emitting area on Plane 0°		0.000000 m ²		Emitting area on Plane 270°		0.000000 m ²	
Emitting area on Plane 90°		0.000000 m ²		Glare area at 76°		0.003974 m ²	
Coordinate system		CG		Symmetry Type		Double Symmetrical	
Date		21-11-2023		Maximum Gamma Angle		180	
Measurement Distance		0.00		Measurement Flux		5471 lm	
LED Flux=6973lm LED Power=53W Eff=78% EfcLed=132lm/W EfcLum=85lm/W CCT=3000K Ra=90 R9=50 SDCM=2 L70(17k)=102000h							
C.I.E.	97 99 100 44 100			D DIN 5040	C62		
F UTE	--			B NBN	BZ 1		

1184mm x 40mm



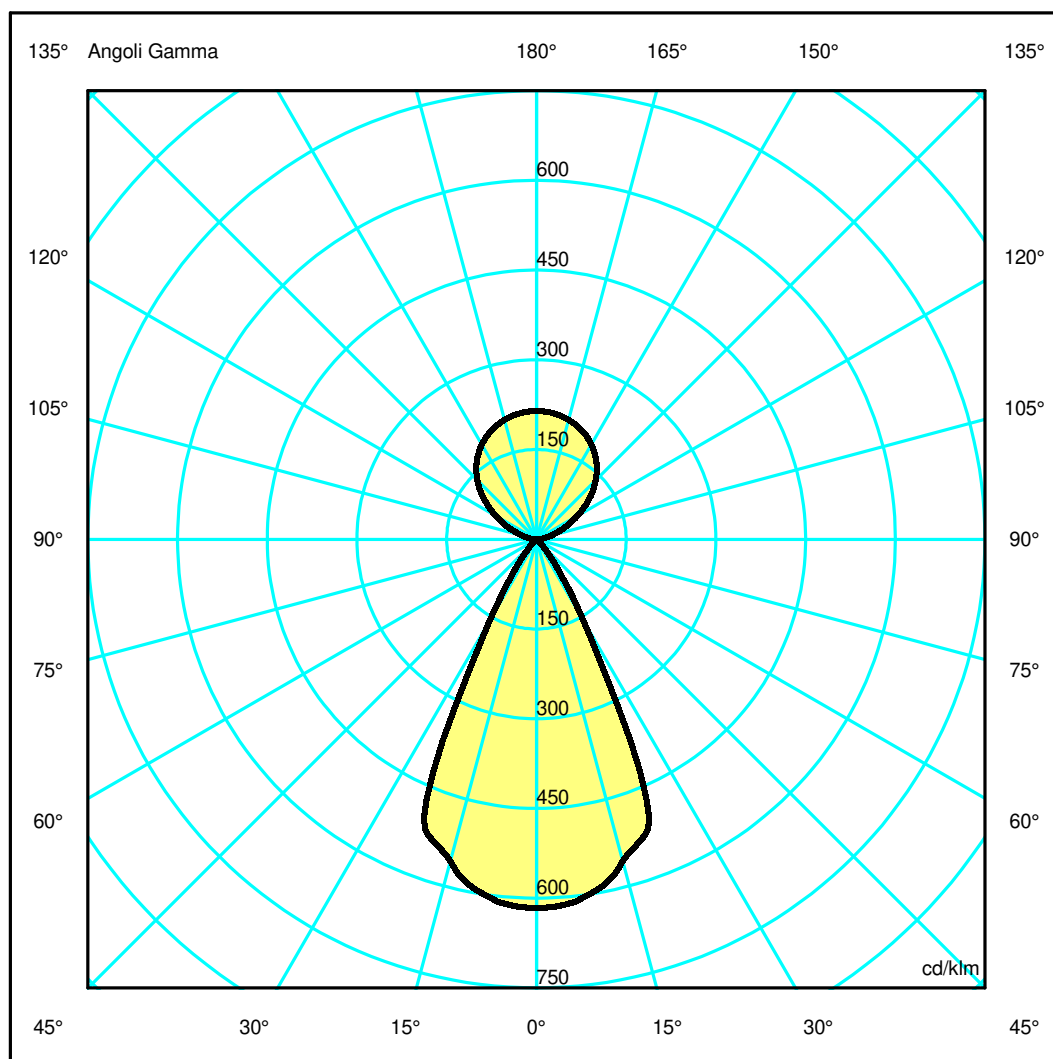
Semipiani C

180.0 — 0.0
 270.0 — 90.0

ULOR 56.20 %

DLOR 43.80 %

RN 56.20 %



Luminaire

Code BH09001+BH16101
Name A.39 SHARP D+IND 1184 HB 54 300K DM BCO + COVER 3X4 OPT. HB WHITE

Measurerm.

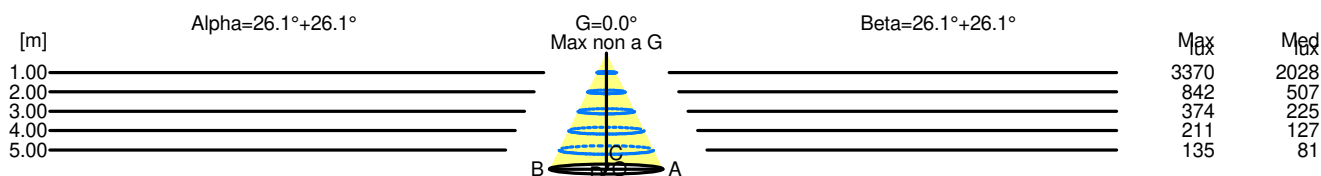
Code FTS1900409-A
Name A.39 SHARP D+IND 1184 HB 54 300K DM BCO + COVER 3X4 OPT. HB WHITE

Luminaire Flux	5471 lm	Luminaire Power	64.0 W	Efficacy	85.484 lm/W	Efficiency	100.00%
Source Flux	5471 lm	Maximum value	615.89 cd/klm	Position	C=0.00 G=1.00	CG	Double Symmetrical
Rectangular Luminaire		Length	1184 mm	Width	40 mm	Height	111 mm
Rectangular Luminous Area		Length	444 mm	Width	37 mm	Height	0 mm
Horizontal Luminous Area		0.016428 m2		Emitting area on Plane 180°		0.000000 m2	
Emitting area on Plane 0°		0.000000 m2		Emitting area on Plane 270°		0.000000 m2	
Emitting area on Plane 90°		0.000000 m2		Glare area at 76°		0.003974 m2	
Coordinate system		CG		Symmetry Type		Double Symmetrical	
Date		21-11-2023		Maximum Gamma Angle		180	
Measurement Distance		0.00		Measurement Flux		5471 lm	
LED Flux=6973lm LED Power=53W Eff=78% EfcLed=132lm/W EfcLum=85lm/W CCT=3000K Ra=90 R9=50 SDCM=2 L70(17k)=102000h							
C.I.E.	97 99 100 44 100			D DIN 5040	C62		
F UTE	--			B NBN	BZ 1		

Width at 50.00 % of Max Intensity

H[m]	1.00	2.00	3.00	4.00	5.00	H[m]	1.00	2.00	3.00	4.00	5.00
OA	0.49	0.98	1.47	1.96	2.45	OC	0.49	0.98	1.47	1.96	2.45
OB	0.49	0.98	1.47	1.96	2.45	OD	0.49	0.98	1.47	1.96	2.45

	Luminous Intensities [cd/klm]									
	0	5	15	25	35	45	55	65	75	85
OA	3369.51	3345.47	3045.28	2027.25	371.49	64.58	15.13	9.67	6.35	2.37
OB	3369.51	3345.47	3045.28	2027.25	371.49	64.58	15.13	9.67	6.35	2.37
OC	3369.51	3345.47	3045.28	2027.25	371.49	64.58	15.13	9.67	6.35	2.37
OD	3369.51	3345.47	3045.28	2027.25	371.49	64.58	15.13	9.67	6.35	2.37



H[m]	D[m]	Max lux	Med lux	Alpha=26.1°+26.1°	G=0.0 Max non a G
1.00	0.98	3370	2028		
2.00	1.96	842	507		
3.00	2.94	374	225		
4.00	3.91	211	127		
5.00	4.89	135	81		

H[m]	D[m]	Max lux	Med lux	Beta=26.1°+26.1°	G=0.0 Max non a G
1.00	0.98	3370	2028		
2.00	1.96	842	507		
3.00	2.94	374	225		
4.00	3.91	211	127		
5.00	4.89	135	81		