

Luminaire

Code BH09001+BH16104
 Name A.39 SHARP D+IND 1184 HB 54 300K DM BCO + COVER 3X4 OPT. HB BLACK

Measurement

Code FTS1900121-A
 Name A.39 SHARP D+IND 1184 HB 54 300K DM BCO + COVER 3X4 OPT. HB BLACK


Luminaire Flux	5414 lm	Luminaire Power	64.0 W	Efficacy	84.594 lm/W	Efficiency	100.00%
Source Flux	5414 lm	Maximum value	618.18 cd/klm	Position	C=0.00 G=0.00	CG	Double Symmetrical
Rectangular Luminaire		Length	1184 mm	Width	40 mm	Height	111 mm
Rectangular Luminous Area		Length	444 mm	Width	37 mm	Height	0 mm
Horizontal Luminous Area		0.016428 m ²		Emitting area on Plane 180°		0.000000 m ²	
Emitting area on Plane 0°		0.000000 m ²		Emitting area on Plane 270°		0.000000 m ²	
Emitting area on Plane 90°		0.000000 m ²		Glare area at 76°		0.003974 m ²	
Coordinate system		CG		Symmetry Type		Double Symmetrical	
Date		21-11-2023		Maximum Gamma Angle		180	
Measurement Distance		0.00		Measurement Flux		5414 lm	

LED Flux=6973lm LED Power=53W Eff=78% EfcLed=132lm/W EfcLum=85lm/W CCT=3000K Ra=90 R9=50 SDCM=2 L70(17k)=102000h

C.I.E. 99 100 100 43 100
 F UTE --

D DIN 5040
 B NBN
 C62
 BZ 1

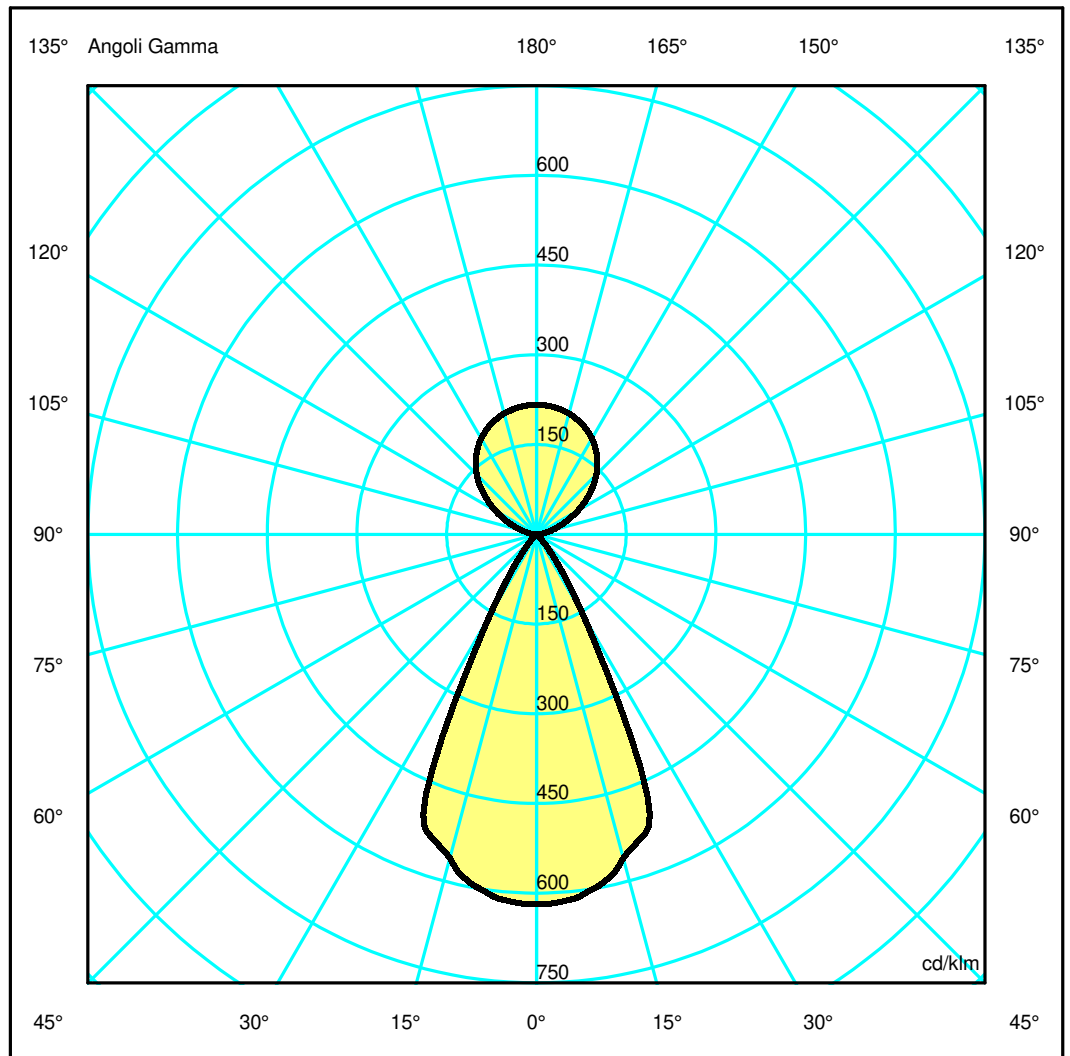
1184mm x 40mm



Semipiani C

180.0 — 0.0
 270.0 — 90.0

ULOR 56.80 %
 DLOR 43.20 %
 RN 56.80 %



Luminaire

Code BH09001+BH16104
 Name A.39 SHARP D+IND 1184 HB 54 300K DM BCO + COVER 3X4 OPT. HB BLACK

Measur.

Code FTS1900121-A
 Name A.39 SHARP D+IND 1184 HB 54 300K DM BCO + COVER 3X4 OPT. HB BLACK

Luminaire Flux	5414 lm	Luminaire Power	64.0 W	Efficacy	84.594 lm/W	Efficiency	100.00%
Source Flux	5414 lm	Maximum value	618.18 cd/klm	Position	C=0.00 G=0.00	CG	Double Symmetrical
Rectangular Luminaire Rectangular Luminous Area	Length Length	1184 mm 444 mm	Width Width	40 mm 37 mm	Height Height	111 mm 0 mm	
Horizontal Luminous Area Emitting area on Plane 0° Emitting area on Plane 90°	0.016428 m2 0.000000 m2 0.000000 m2	Emitting area on Plane 180° Emitting area on Plane 270° Glare area at 76°	0.000000 m2 0.000000 m2 0.003974 m2				
Coordinate system Date Measurement Distance	CG 21-11-2023 0.00	Symmetry Type Maximum Gamma Angle Measurement Flux	Double Symmetrical 180 5414 lm				

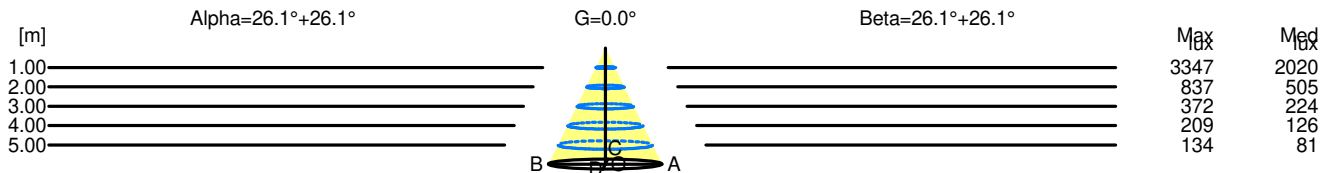
LED Flux=6973lm LED Power=53W Eff=78% EfcLed=132lm/W EfcLum=85lm/W CCT=3000K Ra=90 R9=50 SDCM=2 L70(17k)=102000h

C.I.E. F UTE	99 100 100 43 100 --	D DIN 5040 B NBN	C62 BZ 1
-----------------	-------------------------	---------------------	-------------

Width at 50.00 % of Max Intensity

H[m]	1.00	2.00	3.00	4.00	5.00	H[m]	1.00	2.00	3.00	4.00	5.00
OA	0.49	0.98	1.47	1.96	2.44	OC	0.49	0.98	1.47	1.96	2.44
OB	0.49	0.98	1.47	1.96	2.44	OD	0.49	0.98	1.47	1.96	2.44

	Luminous Intensities [cd/klm]									
	0	5	15	25	35	45	55	65	75	85
OA	3346.83	3322.78	3033.92	2018.06	357.32	52.12	4.06	0.00	0.00	0.00
OB	3346.83	3322.78	3033.92	2018.06	357.32	52.12	4.06	0.00	0.00	0.00
OC	3346.83	3322.78	3033.92	2018.06	357.32	52.12	4.06	0.00	0.00	0.00
OD	3346.83	3322.78	3033.92	2018.06	357.32	52.12	4.06	0.00	0.00	0.00



H[m]	D[m]	Max lux	Med lux	Alpha=26.1°+26.1°	G=0.0
1.00	0.98	3347	2020		
2.00	1.96	837	505		
3.00	2.93	372	224		
4.00	3.91	209	126		
5.00	4.89	134	81		

H[m]	D[m]	Max lux	Med lux	Beta=26.1°+26.1°	G=0.0
1.00	0.98	3347	2020		
2.00	1.96	837	505		
3.00	2.93	372	224		
4.00	3.91	209	126		
5.00	4.89	134	81		