

Luminaire

Code BH15004+BH16204
 Name A.39 SHARP D+IND 2368 LB 54 300K DM NRO + COVER 4X4 OPT. LB BLACK

Measurement

Code FTS1900193-A
 Name A.39 SHARP D+IND 2368 LB 54 300K DM NRO + COVER 4X4 OPT. LB BLACK

Luminaire Flux	9268 lm	Luminaire Power	104.0 W	Efficacy	89.115 lm/W	Efficiency	100.00%
Source Flux	9268 lm	Maximum value	481.45 cd/klm	Position	C=0.00 G=0.00	CG	Double Symmetrical
Rectangular Luminaire		Length	2368 mm	Width	40 mm	Height	111 mm
Rectangular Luminous Area		Length	592 mm	Width	37 mm	Height	0 mm
Horizontal Luminous Area		0.021904 m ²		Emitting area on Plane 180°		0.000000 m ²	
Emitting area on Plane 0°		0.000000 m ²		Emitting area on Plane 270°		0.000000 m ²	
Emitting area on Plane 90°		0.000000 m ²		Glare area at 76°		0.005299 m ²	
Coordinate system		CG		Symmetry Type		Double Symmetrical	
Date		21-11-2023		Maximum Gamma Angle		180	
Measurement Distance		0.00		Measurement Flux		9268 lm	


LED Flux=11769lm LED Power=85W Eff=79% EfcLed=138lm/W EfcLum=89lm/W CCT=3000K Ra=90 R9=50 SDCM=2 L70(17k)=102000h

C.I.E. 99 100 100 34 100
 F UTE --

D DIN 5040
 B NBN

D62
 BZ 1

2368mm x 40mm



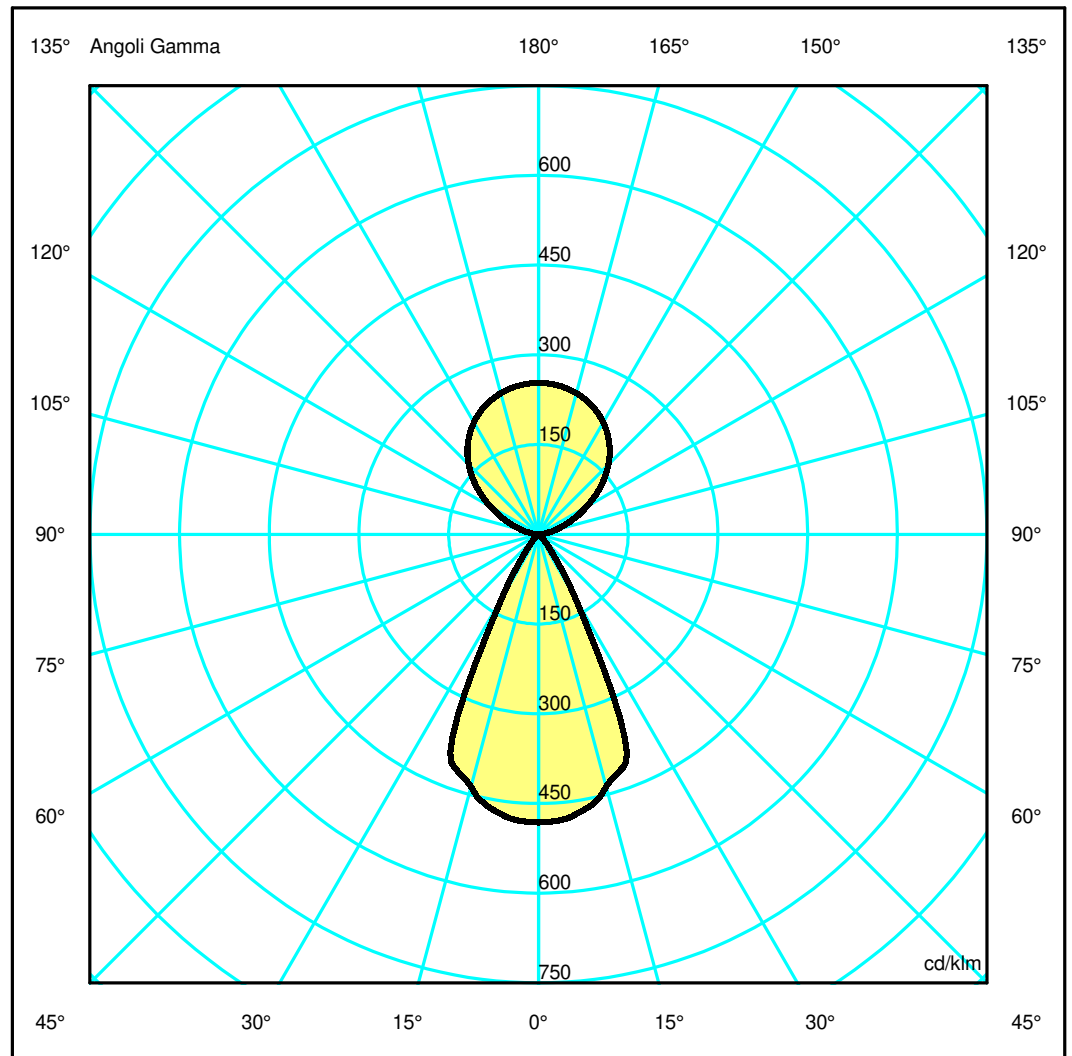
Semipiani C

180.0 — 0.0
 270.0 — 90.0

ULOR 66.35 %

DLOR 33.65 %

RN 66.35 %



Luminaire

Code BH15004+BH16204
Name A.39 SHARP D+IND 2368 LB 54 300K DM NRO + COVER 4X4 OPT. LB BLACK

Measurerm.

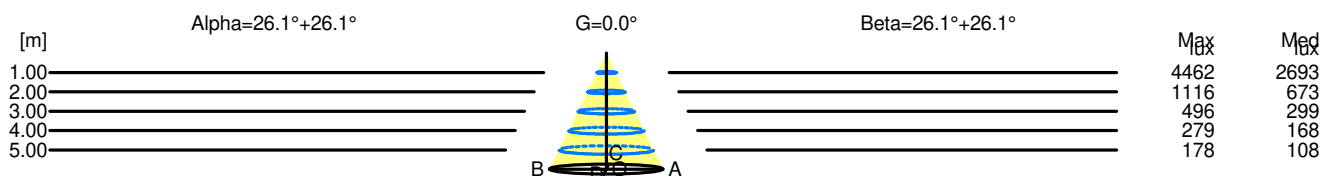
Code FTS1900193-A
Name A.39 SHARP D+IND 2368 LB 54 300K DM NRO + COVER 4X4 OPT. LB BLACK

Luminaire Flux	9268 lm	Luminaire Power	104.0 W	Efficacy	89.115 lm/W	Efficiency	100.00%
Source Flux	9268 lm	Maximum value	481.45 cd/klm	Position	C=0.00 G=0.00	CG	Double Symmetrical
Rectangular Luminaire		Length	2368 mm	Width	40 mm	Height	111 mm
Rectangular Luminous Area		Length	592 mm	Width	37 mm	Height	0 mm
Horizontal Luminous Area		0.021904 m ²		Emitting area on Plane 180°		0.000000 m ²	
Emitting area on Plane 0°		0.000000 m ²		Emitting area on Plane 270°		0.000000 m ²	
Emitting area on Plane 90°		0.000000 m ²		Glare area at 76°		0.005299 m ²	
Coordinate system		CG		Symmetry Type		Double Symmetrical	
Date		21-11-2023		Maximum Gamma Angle		180	
Measurement Distance		0.00		Measurement Flux		9268 lm	
LED Flux=11769lm LED Power=85W Eff=79% EfcLed=138lm/W EfcLum=89lm/W CCT=3000K Ra=90 R9=50 SDCM=2 L70(17k)=102000h							
C.I.E.	99	100	100	34	100	D DIN 5040	D62
F UTE	--					B NBN	BZ 1

Width at 50.00 % of Max Intensity

H[m]	1.00	2.00	3.00	4.00	5.00	H[m]	1.00	2.00	3.00	4.00	5.00
OA	0.49	0.98	1.47	1.96	2.44	OC	0.49	0.98	1.47	1.96	2.44
OB	0.49	0.98	1.47	1.96	2.44	OD	0.49	0.98	1.47	1.96	2.44

	Luminous Intensities [cd/klm]									
	0	5	15	25	35	45	55	65	75	85
OA	4462.08	4430.01	4044.90	2690.53	476.39	69.49	5.41	0.00	0.00	0.00
OB	4462.08	4430.01	4044.90	2690.53	476.39	69.49	5.41	0.00	0.00	0.00
OC	4462.08	4430.01	4044.90	2690.53	476.39	69.49	5.41	0.00	0.00	0.00
OD	4462.08	4430.01	4044.90	2690.53	476.39	69.49	5.41	0.00	0.00	0.00



H[m]	D[m]	Max lux	Med lux	Alpha=26.1°+26.1°	G=0.0
1.00	0.98	4462	2693		
2.00	1.96	1116	673		
3.00	2.93	496	299		
4.00	3.91	279	168		
5.00	4.89	178	108		

H[m]	D[m]	Max lux	Med lux	Beta=26.1°+26.1°	G=0.0
1.00	0.98	4462	2693		
2.00	1.96	1116	673		
3.00	2.93	496	299		
4.00	3.91	279	168		
5.00	4.89	178	108		