

## Luminaire

Code AT30205  
 Name A.39 RCS TRIM ANGOLO L=303mm 830 DIM SILVER

## Measurement

Code FTS1900790-A  
 Name A.39 RCS TRIM ANGOLO L=303mm 830 DIM SILVER

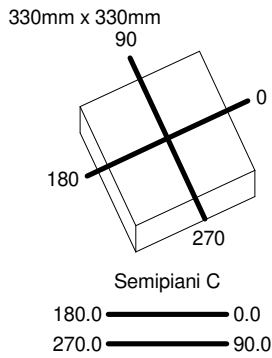
Luminaire Flux	899 lm	Luminaire Power	10.0 W	Efficacy	89.900 lm/W	Efficiency	100.00%
Source Flux	899 lm	Maximum value	394.91 cd/klm	Position	C=0.00 G=0.00	CG	Double Symmetrical
Rectangular Luminaire		Length	330 mm	Width	330 mm	Height	57 mm
Rectangular Luminous Area		Length	303 mm	Width	80 mm	Height	0 mm
Horizontal Luminous Area		0.024240 m <sup>2</sup>		Emitting area on Plane 180°	0.000000 m <sup>2</sup>		
Emitting area on Plane 0°		0.000000 m <sup>2</sup>		Emitting area on Plane 270°	0.000000 m <sup>2</sup>		
Emitting area on Plane 90°		0.000000 m <sup>2</sup>		Glare area at 76°	0.005864 m <sup>2</sup>		
Coordinate system		CG		Symmetry Type	Double Symmetrical		
Date		01-12-2023		Maximum Gamma Angle	180		
Measurement Distance		0.00		Measurement Flux	899 lm		

LED Flux=1602lm LED Power=8.4W Eff=56% EfcLed=192lm/W EfcLum=90lm/W CCT=3000K Ra=90 R9=50 SDCM=3 L70(17k)=102000h

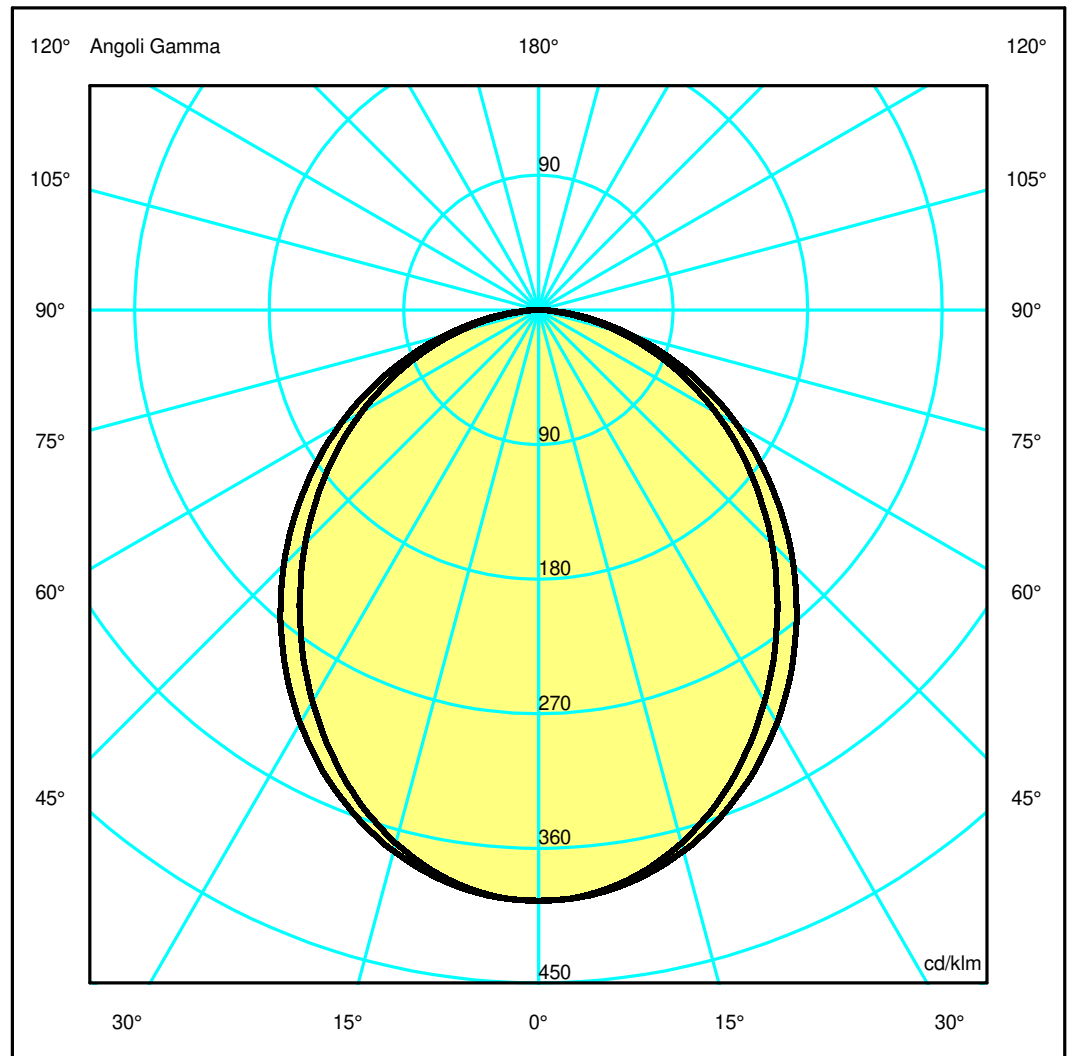
C.I.E. 50 81 96 100 100  
 F UTE 1.00 E

D DIN 5040  
 B NBN

A30  
 BZ 4



ULOR 0.02 %  
 DLOR 99.98 %  
 RN 0.02 %



## Luminaire

Code AT30205  
Name A.39 RCS TRIM ANGOLO L=303mm 830 DIM SILVER

## Measurment.

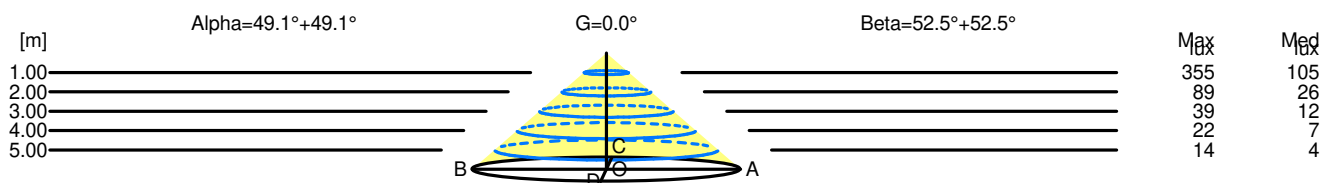
Code FTS1900790-A  
Name A.39 RCS TRIM ANGOLO L=303mm 830 DIM SILVER

Luminaire Flux	899 lm	Luminaire Power	10.0 W	Efficacy	89.900 lm/W	Efficiency	100.00%
Source Flux	899 lm	Maximum value	394.91 cd/klm	Position	C=0.00 G=0.00	CG	Double Symmetrical
Rectangular Luminaire		Length	330 mm	Width	330 mm	Height	57 mm
Rectangular Luminous Area		Length	303 mm	Width	80 mm	Height	0 mm
Horizontal Luminous Area		0.024240 m2		Emitting area on Plane 180°		0.000000 m2	
Emitting area on Plane 0°		0.000000 m2		Emitting area on Plane 270°		0.000000 m2	
Emitting area on Plane 90°		0.000000 m2		Glare area at 76°		0.005864 m2	
Coordinate system		CG		Symmetry Type		Double Symmetrical	
Date		01-12-2023		Maximum Gamma Angle		180	
Measurement Distance		0.00		Measurement Flux		899 lm	
LED Flux=1602lm LED Power=8.4W Eff=56% EfcLed=192lm/W EfcLum=90lm/W CCT=3000K Ra=90 R9=50 SDCM=3 L70(17k)=102000h							
C.I.E.	50 81 96 100 100			D DIN 5040	A30		
F UTE	1.00 E			B NBN	BZ 4		

### Width at 50.00 % of Max Intensity

H[m]	1.00	2.00	3.00	4.00	5.00	H[m]	1.00	2.00	3.00	4.00	5.00
OA	1.15	2.31	3.46	4.62	5.77	OC	1.30	2.61	3.91	5.22	6.52
OB	1.15	2.31	3.46	4.62	5.77	OD	1.30	2.61	3.91	5.22	6.52

	Luminous Intensities [ cd/klm ]									
	0	5	15	25	35	45	55	65	75	85
OA	355.03	352.57	331.78	294.22	248.02	198.38	148.17	98.16	49.56	10.46
OB	355.03	352.57	331.78	294.22	248.02	198.38	148.17	98.16	49.56	10.46
OC	355.03	353.30	336.71	306.24	264.89	216.68	164.62	110.89	57.67	15.18
OD	355.03	353.30	336.71	306.24	264.89	216.68	164.62	110.89	57.67	15.18



H[m]	D[m]	Max lux	Med lux	Alpha=49.1°+49.1°	G=0.0
1.00	2.31	355	105		
2.00	4.62	89	26		
3.00	6.93	39	12		
4.00	9.23	22	7		
5.00	11.54	14	4		

H[m]	D[m]	Max lux	Med lux	Beta=52.5°+52.5°	G=0.0
1.00	2.61	355	105		
2.00	5.22	89	26		
3.00	7.83	39	12		
4.00	10.44	22	7		
5.00	13.05	14	4		