

Luminaire

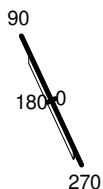
Code AQ40715
Name A.24 SOSP. BINARIO MAGNETICO + INDIRETTA 2700K 2352mm BSV

Measurerm.

Code FTS1801938-B
Name A.24 SOSP. BINARIO MAGNETICO + INDIRETTA 2700K 2352mm BSV

Luminaire Flux	3386 lm	Luminaire Power	29.0 W	Efficacy	116.759 lm/W	Efficiency	100.00%
Source Flux	3386 lm	Maximum value	486.78 cd/klm	Position	C=35.00 G=179.00	CG	Double Symmetrical
Rectangular Luminaire		Length	2352 mm	Width	27 mm	Height	55 mm
Rectangular Luminous Area		Length	1300 mm	Width	22 mm	Height	0 mm
Horizontal Luminous Area		0.028600 m2		Emitting area on Plane 180°		0.000000 m2	
Emitting area on Plane 0°		0.000000 m2		Emitting area on Plane 270°		0.000000 m2	
Emitting area on Plane 90°		0.000000 m2		Glare area at 76°		0.006919 m2	
Coordinate system		CG		Symmetry Type		Double Symmetrical	
Date		20-09-2023		Maximum Gamma Angle		180	
Measurement Distance		0.00		Measurement Flux		3386 lm	
LED Flux=4692lm LED Power=27W Eff=72% EfcLed=176lm/W EfcLum=117lm/W CCT=2700K Ra=90 R9=50 SDCM=3 L70(17k)=102000h							
C.I.E.	0 0 0 0 100			D DIN 5040	--		
F UTE	1.00 T			B NBN	BZ 10		

2352mm x 27mm



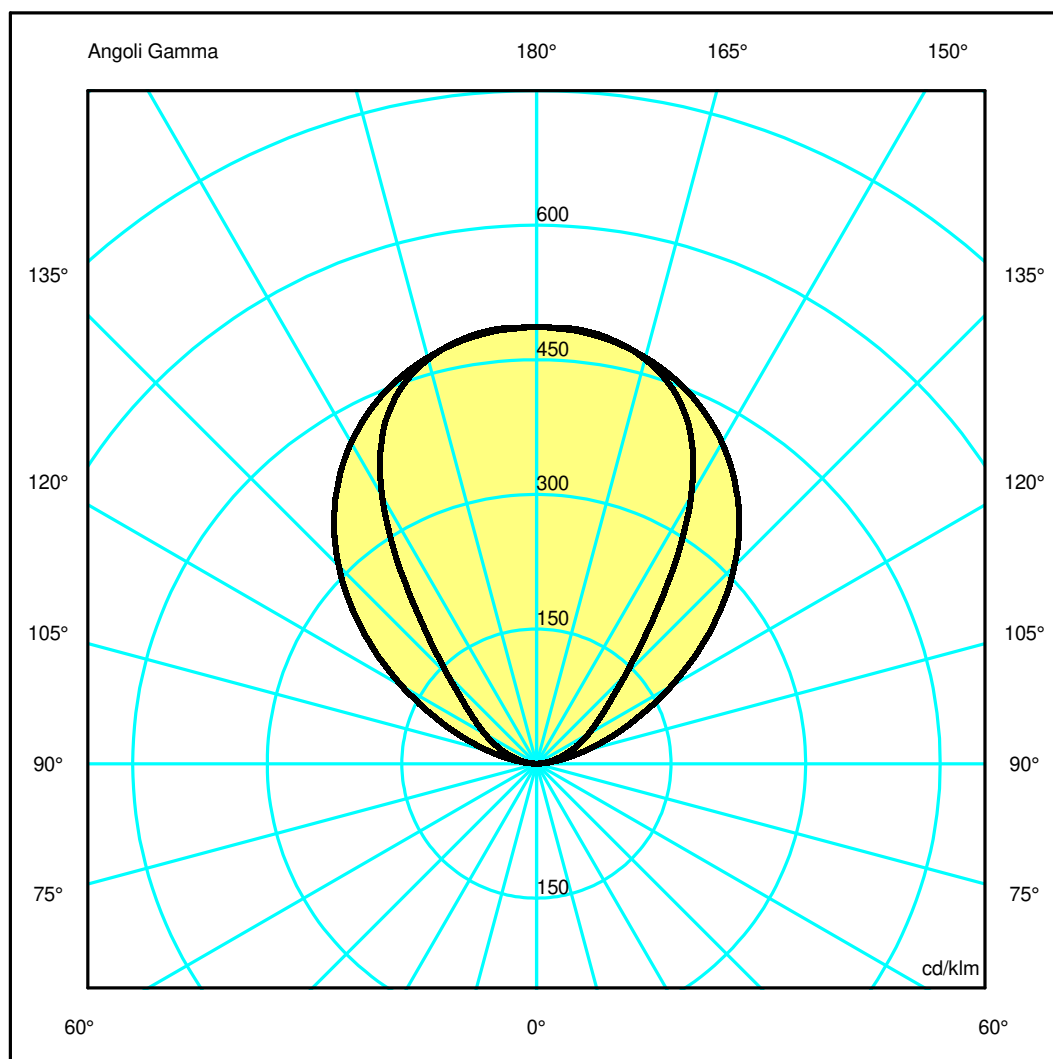
Semipiani C

180.0 — 0.0
270.0 — 90.0

ULOR 99.99 %

DLOR 0.01 %

RN 99.99 %



Luminaire

Code AQ40715
 Name A.24 SOSP. BINARIO MAGNETICO + INDIRETTA 2700K 2352mm BSV

Measurement

Code FTS1801938-B
 Name A.24 SOSP. BINARIO MAGNETICO + INDIRETTA 2700K 2352mm BSV

Luminaire Flux	3386 lm	Luminaire Power	29.0 W	Efficacy	116.759 lm/W	Efficiency	100.00%
Source Flux	3386 lm	Maximum value	486.78 cd/klm	Position	C=35.00 G=179.00	CG	Double Symmetrical
Rectangular Luminaire		Length	2352 mm	Width	27 mm	Height	55 mm
Rectangular Luminous Area		Length	1300 mm	Width	22 mm	Height	0 mm
Horizontal Luminous Area		0.028600 m2		Emitting area on Plane 180°	0.000000 m2		
Emitting area on Plane 0°		0.000000 m2		Emitting area on Plane 270°	0.000000 m2		
Emitting area on Plane 90°		0.000000 m2		Glare area at 76°	0.006919 m2		
Coordinate system		CG		Symmetry Type	Double Symmetrical		
Date		20-09-2023		Maximum Gamma Angle	180		
Measurement Distance		0.00		Measurement Flux	3386 lm		

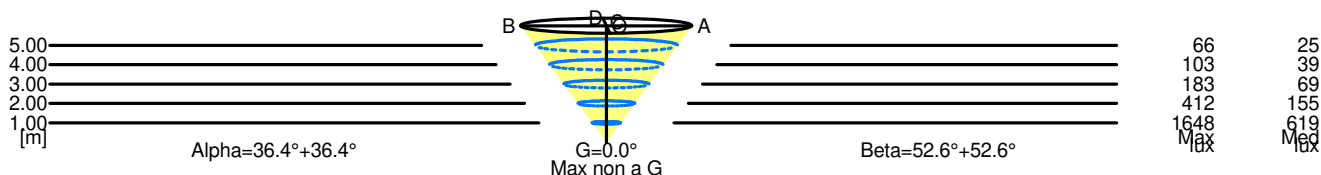
LED Flux=4692lm LED Power=27W Eff=72% EfcLed=176lm/W EfcLum=117lm/W CCT=2700K Ra=90 R9=50 SDCM=3 L70(17k)=102000h

C.I.E.	0 0 0 0 100	D DIN 5040	--
F UTE	1.00 T	B NBN	BZ 10

Width at 50.00 % of Max Intensity

H[m]	1.00	2.00	3.00	4.00	5.00	H[m]	1.00	2.00	3.00	4.00	5.00
OA	0.74	1.47	2.21	2.95	3.68	OC	1.31	2.62	3.93	5.24	6.55
OB	0.74	1.47	2.21	2.95	3.68	OD	1.31	2.62	3.93	5.24	6.55

	Luminous Intensities [cd/klm]									
	0	5	15	25	35	45	55	65	75	85
OA	1647.76	1646.90	1579.93	1374.21	900.72	474.55	283.62	176.73	87.55	19.50
OB	1647.76	1646.90	1579.93	1374.21	900.72	474.55	283.62	176.73	87.55	19.50
OC	1647.76	1640.97	1587.14	1477.79	1302.68	1056.13	748.90	433.06	190.77	36.37
OD	1647.76	1640.97	1587.14	1477.79	1302.68	1056.13	748.90	433.06	190.77	36.37



5.00	7.37	66	25		
4.00	5.89	103	39		
3.00	4.42	183	69		
2.00	2.95	412	155		
1.00	1.47	1648	619		
H[m]	D[m]	Max lux	Med lux	Alpha=36.4°+36.4°	Max non a G G=0.0°

5.00	13.10	66	25		
4.00	10.48	103	39		
3.00	7.86	183	69		
2.00	5.24	412	155		
1.00	2.62	1648	619		
H[m]	D[m]	Max lux	Med lux	Beta=52.6°+52.6°	Max non a G G=0.0°